



बाहौं वार्षिक प्रतिवेदन

आर्थिक वर्ष २०८०/८१



ग्रीन डेवलपमेन्ट बैंक लिमिटेड
GREEN DEVELOPMENT BANK LTD

PARTNERING FOR PROSPERITY

केन्द्रीय कार्यालय

न्यूरोड, पोखरा-८, कास्की

फोन नं.: ०६१-५८३५९०, ५८३६३८

सञ्चालक समिति



गणेश कुमार श्रेष्ठ
अध्यक्ष



कृष्ण शंकर श्रेष्ठ
सञ्चालक



मनोविज्ञान श्रेष्ठ
सञ्चालक



सुर्य प्रसाद लम्साल
सञ्चालक



प्रज्वल श्रेष्ठ
सञ्चालक



नारायणी देवी श्रेष्ठ
सञ्चालक (स्वतन्त्र)

लेखापरीक्षक

सुजन काफ्ले एण्ड एशोशियट्स
चार्टर्ड एकाउण्टेण्ट्स

“समृद्धिको लागि सहकार्य”

बाह्रौं वार्षिक प्रतिवेदन

आर्थिक वर्ष २०८०/८१



विषयसूची

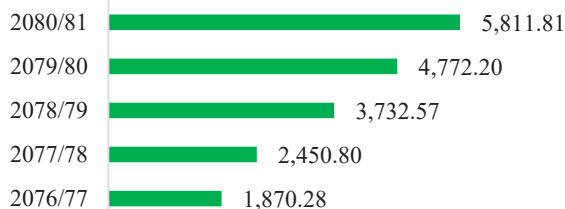
क्र.सं.	विषयहरू	पृष्ठ
१	डेभलपमेन्ट बैंक सम्बन्धी जानकारी	१
२	वित्तीय भलकहरू	२
३	१२ औं वार्षिक साधारण सभा सम्बन्धी सुचना	७
४	१२ औं वार्षिक साधारण सभा सम्बन्धी सामान्य जानकारी	९
५	प्रोक्सी फाराम	१०
६	१२ औं वार्षिक साधारण सभामा प्रस्तुत अध्यक्षको मन्तव्य	११
७	अध्यक्षज्यूद्वारा प्रस्तुत सञ्चालक समितिको वार्षिक प्रतिवेदन	१३
८	लेखापरीक्षकको प्रतिवेदन	२५
९	वित्तीय स्थिति विवरण	३१
१०	नाफा नोक्सान हिसाब	३२
११	इक्विटीको विवरण	३४
१२	नगद प्रवाह विवरण	३५
१३	प्रमुख लेखा नीतिहरू तथा लेखा सम्बन्धी टिप्पणी	३६
१४	अनुसूचीहरू	५५
१५	नाफा नोक्सान बाँडफाड हिसाब	७७
१६	नेपाल राष्ट्र बैंकबाट दिइएका निर्देशनहरू	१०८
१७	नेपाल राष्ट्र बैंकबाट दिइएका निर्देशन उपर सञ्चालक समितिको जवाफ	१०९
१८	प्रबन्ध प्रत्र तथा नियमावलीमा गरिने संसोधनको तीन महले विवरण	११०

डेभलपमेन्ट बैंक सम्बन्धी जानकारी

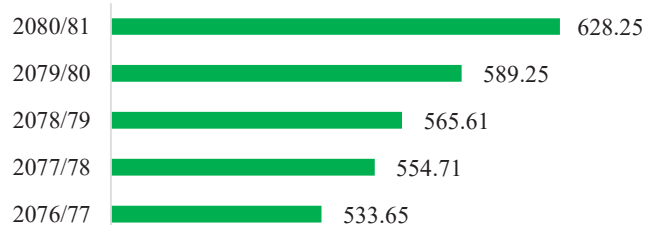
डेभलपमेन्ट बैंकको नाम	ग्रीन डेभलपमेन्ट बैंक लि.
कम्पनीको प्रकार	पब्लिक लिमिटेड कम्पनी
रजिष्टर्ड कार्यालय	पोखरा ०८, न्युरोड कास्की
कम्पनी रजिष्ट्रारको कार्यालयमा दर्ता मिति	वि.सं. २०६९/०७/२६
दर्ता नम्बर	१०७२०६/०६९/०७०
नेपाल राष्ट्र बैंकबाट वित्तीय कारोबार गर्न इजाजतपत्र प्राप्त गरेको मिति	वि.सं. २०७०/०४/०९
३ जिल्ला कार्यक्षेत्र (बाग्लुङ, म्याग्दी र कास्की,)	वि.सं. २०७०/०४/०९
५ जिल्ला कार्यक्षेत्र (बाग्लुङ, म्याग्दी, कास्की, तनहुँ र नवलपुर)	वि.सं. २०७६/०२/१४
अधिकृत पुँजी	रु. ५३,८७,२२,०००/००
जारी तथा चुक्ता पुँजी	रु. ५३,८७,२२,०००/००
शेयर संरचना	५१ : ४९ प्रतिशत
संस्थापक समुह	५१ प्रतिशत
सर्वसाधारण समुह	४९ प्रतिशत
कुल निक्षेप	४ अर्ब ९७ करोड
कुल कर्जा	३ अर्ब ९४ करोड
कुल कर्मचारी संख्या	१०२
शाखा संख्या	१५

FINANCIAL HIGHLIGHTS

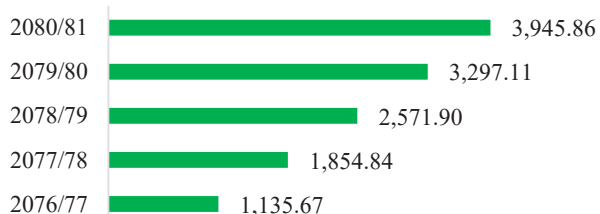
Total Assets (in Million)



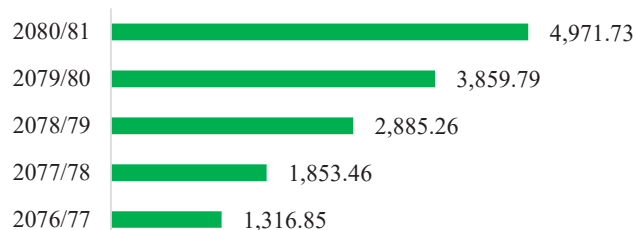
Net Worth (in Million)



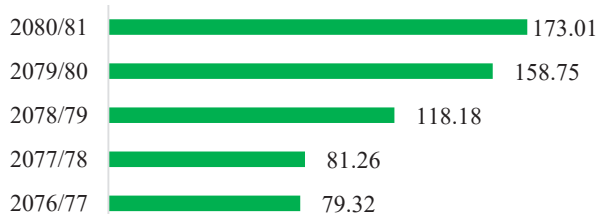
Loans & Advances (in Million)



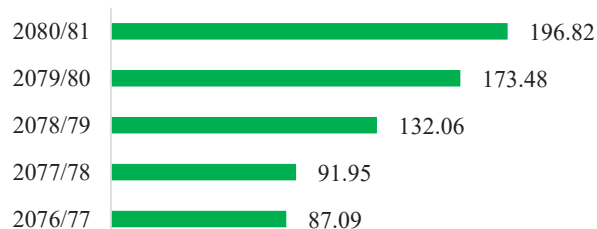
Deposits (in Million)



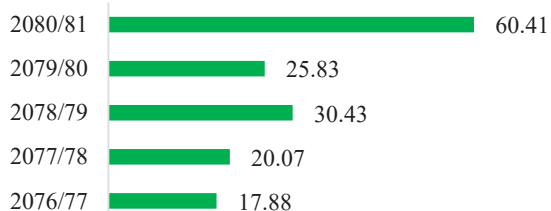
Net Interest Income (in Million)



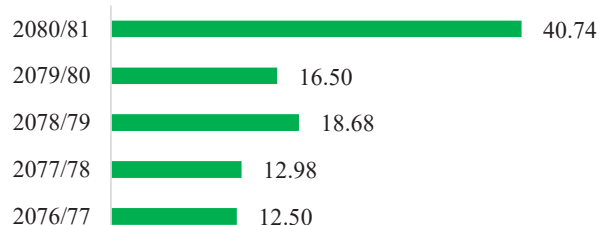
Total Operating Income (in Million)



Operating Profit (in Million)



Net Profit (in Million)



COMPARATIVE FINANCIAL HIGHLIGHTS

Rs in Million unless stated otherwise

Particulars	2080-81	2079-80	Increase/(Decrease)	Change %
Statement of Financial Position				
Total Assets	5,811.81	4,772.20	1,039.61	21.78%
Total Loans and Advances	3,945.86	3,297.11	648.75	19.68%
Investment Securities	649.46	498.99	150.47	30.15%
Total Deposit	4,971.73	3,903.88	1,067.85	27.35%
Share Capital	538.72	519.00	19.72	3.80%
Total Equity	628.25	589.25	39.00	6.62%
Statement of Profit or Loss				
Net Interest Income	566.08	523.47	42.61	8.14%
Total Operating Income	196.82	173.48	23.34	13.45%
Impairment charge/(reversal)	27.63	54.50	(26.87)	(49.30%)
Total Operating Expenses	108.77	93.15	15.62	16.77%
Operating Profit	60.41	25.83	34.58	133.87%
Profit before Income Tax	59.30	24.96	34.34	137.58%
Profit after Tax	40.74	16.49	24.25	147.06%
Other Information				
Earnings per share	7.56	3.18	4.38	137.74%
Net assets value per share	116.62	113.54	3.08	2.71%
Number of shares	5,387,220	5,190,000	197,220	3.80%
Regulatory Ratio				
Cash Reserve Ratio (CRR)	4.38%	4.34%	0.04%	0.92%
Statutory Liquidity Ratio (SLR)	29.22%	25.24%	3.98%	15.77%
Liquidity Ratio	29.12%	31.93%	(2.81%)	(8.80%)
Capital Adequacy Ratio	14.44%	16.66%	(2.22%)	(13.32%)
Tier-I Capital (Amount)	602.47	563.96	38.51	6.83%
Tier-II Capital (Amount)	62.98	53.57	9.41	17.57%
CD Ratio	83.00%	81.74%	1.26%	1.54%
Assets Quality				
Performing Assets	4,068.63	3,232.77	835.86	25.86%
Non-Performing Assets	129.23	95.72	33.51	35.00%
NPL %	3.08%	2.88%	0.20%	7.05%
Loan Loss Provision to NPA	102.36%	109.33%	(6.97%)	(6.37%)

LAST FIVE YEARS' COMPARISON STATEMENT OF FINANCIAL POSITION

Rs in Million unless stated otherwise

Particulars	2080-81	2079-80	2078-79	2077-78	2076-77
Assets					
Cash and Cash Equivalents	626.72	618.14	797.93	330.16	484.04
Due from Nepal Rastra Bank	230.57	161.98	101.22	64.21	85.16
Placement with Bank and Financial Institutions	-	50.00	-	-	-
Derivative Financial Instruments	-	-	-	-	-
Other Trading Assets	-	-	-	-	-
Loans and Advances to BFIs	214.93	3.13	24.15	44.75	69.87
Loans and Advances to Customers	3,945.86	3,297.10	2,571.90	1,854.84	1,135.67
Investment Securities	649.46	498.99	142.28	110.46	55.00
Current Tax Assets	-	3.93	1.01	2.04	2.95
Investment in Subsidiaries	-	-	-	-	-
Investment in Associates	-	-	-	-	-
Investment Property	5.13	-	-	-	-
Property and Equipment	70.83	80.83	74.17	27.27	26.26
Goodwill and Intangible Assets	0.46	1.13	1.42	2.20	2.14
Deferred Tax Assets	-	-	0.47	-	0.60
Other Assets	67.82	56.96	18.00	14.86	8.53
Total Assets	5,811.81	4,772.20	3,732.57	2,450.80	1,870.23
Liabilities					
Due to Bank and Financial Institutions	93.38	172.26	208.66	3.41	3.52
Due to Nepal Rastra Bank	-	-	-	-	-
Derivative Financial Instruments	-	-	-	-	-
Deposits from Customers	4,971.73	3,903.88	2,885.26	1,853.46	1,316.85
Borrowings	33.75	25.00	-	-	-
Current Tax Liabilities	2.15	-	-	-	-
Provisions	0.88	0.36	-	-	0.30
Deferred Tax Liabilities	0.84	1.82	-	3.04	-
Other Liabilities	80.81	79.63	73.04	36.17	15.91
Debt Securities Issued	-	-	-	-	-
Subordinated Liabilities	-	-	-	-	-
Total Liabilities	5,183.55	4,182.95	3,166.97	1,896.09	1,336.58
Equity					
Share Capital	538.72	519.00	519.00	519.00	500.00
Share Premium	0.00	0.00	0.00	0.00	5.00
Retained Earnings	37.90	27.76	21.27	10.50	15.14
Reserves	51.63	42.48	25.33	25.20	13.51
Total Equity Attributable to Equity Holders	628.25	589.25	565.60	554.70	533.65
Non-controlling Interest	-	-	-	-	-
Total Equity	628.25	589.25	565.60	554.70	533.65
Total Liabilities and Equity	5,811.81	4,772.20	3,732.57	2,450.80	1,870.23

LAST FIVE YEARS' COMPARISON STATEMENT OF PROFIT OR LOSS

Rs in Million unless stated otherwise

Particulars	2080-81	2079-80	2078-79	2077-78	2076-77
Interest Income	566.08	523.47	309.26	181.37	184.43
Interest Expense	393.07	364.72	191.07	100.11	105.11
Net Interest Income	173.00	158.75	118.18	81.25	79.32
Fee and Commission Income	20.00	16.09	11.79	10.41	6.80
Fee and Commission Expense	0.69	0.32	0.66	1.12	0.11
Net Fee and Commission Income	19.30	15.77	11.13	9.28	6.69
Net Interest, Fee and Commission Income	192.31	174.52	129.30	90.54	86.01
Net Trading Income	-	-	-	-	-
Other Operating Income	4.50	(1.04)	2.75	1.41	1.07
Total Operating Income	196.81	173.47	132.06	91.95	87.08
Impairment Charge/(Reversal) for Loans	27.63	54.50	16.36	(0.28)	5.73
Net Operating Income	169.18	118.97	115.70	92.23	81.35
Operating Expense					
Personnel Expenses	63.35	49.88	45.33	40.25	32.69
Other Operating Expenses	30.85	29.72	25.22	24.41	23.54
Depreciation & Amortization	14.55	13.54	14.71	7.50	7.23
Operating Profit	60.41	25.82	30.43	20.06	17.88
Non-operating Income	-	-	-	-	-
Non-operating Expense	1.11	0.86	1.95	1.00	-
Profit Before Income Tax	59.30	24.96	28.48	19.06	17.88
Income Tax Expense	18.55	8.46	9.81	6.08	5.38
Current Tax	19.34	9.34	10.10	6.33	5.55
Deferred Tax	(0.78)	(0.87)	(0.29)	(0.24)	(0.17)
Profit for the Period	40.74	16.49	18.67	12.98	12.50
Profit Attributable to:					
Equity holders of the Bank	40.74	16.49	18.67	12.98	12.50
Non-controlling Interest	-	-	-	-	-
Profit for the Period	40.74	16.49	18.67	12.98	12.50
Earnings per Share					
Basic Earnings per Share	7.56	3.18	3.60	2.50	2.50
Diluted Earnings per Share	7.56	3.18	3.60	2.50	2.50

VALUE ADDED STATEMENT

Value added is the wealth created by the business during a particular period of time and the wealth (or value) so created or added is distributed among the different stakeholders who created it. A value-added statement (VAS) is a financial statement that shows how a business's wealth is created and distributed among stakeholders.

Rs in Million unless stated otherwise

Particulars	2080-81	2079-80	Change %
Interest Income	566.08	523.47	8.14%
Other Income	23.80	14.73	61.58%
Interest Expense	393.07	364.72	7.77%
Other Operating Expense	31.96	30.58	4.51%
Value Added by Banking Services	164.85	142.90	15.34%
Impairment	27.63	54.50	(49.30%)
Gross Value Added	137.22	88.40	55.23%
Application Statement			
To Employees			
Salaries and Other Benefits	63.35	49.88	27.00%
To Government			
Income Taxes	19.34	9.34	107.06%
To Community			
Corporate Social Responsibility	0.41	0.16	156.25%
To Shareholders			
Dividend and Bonus Share	30.97	-	-
To Expansion and Growth			
Reserve & Surplus	9.38	16.35	(42.63%)
Depreciation and Amortization	14.55	13.54	7.46%
Deferred Tax	(0.78)	(0.87)	10.34%
Total Value Added-Allocation	137.22	88.40	55.23%

MARKET VALUE ADDED

Market value added (MVA) is the difference between a company's current market value and the capital invested in it by shareholders and bondholders. It's a wealth metric that measures how much value a company has created for its stakeholders since its inception.

Rs in Million unless stated otherwise

Particulars	2080-81	2079-80	Change %
Market Price per Share (MPS)	491	306	60.46%
Number of shares	5.38	5.19	3.80%
Total Market Value	2,645.13	1,588.14	66.55%
Book Value per Share (Rs.)	116.62	113.54	2.71%
Number of shares	5.38	5.19	3.80%
Total Book Value	628.25	589.25	6.62%
Market Value Added	2,016.87	998.89	101.91%

बाह्रौ वार्षिक साधारण सभा सम्बन्धी सूचना

(प्रथम पटक मिति २०८१/१२/०६ गते नेपाल समाचारपत्र राष्ट्रिय दैनिकमा प्रकाशित)

(दोस्रो पटक मिति २०८१/१२/११ गते आदर्श समाज राष्ट्रिय दैनिकमा प्रकाशित)

श्री शेयरधनी महानुभावहरु,

यस डेभलपमेन्ट बैंकको सञ्चालक समितिको मिति २०८१/१२/०५ गते अपरान्ह ४:०० बजे बसेको २२६ औं बैठकको निर्णय बमोजिम यस बैंकको बाह्रौं वार्षिक साधारण सभा निम्न उल्लेखित मिति, समय र स्थानमा देहायका प्रस्तावहरु उपर छलफल गरि निर्णय गर्न बस्ने भएको हुँदा कम्पनी ऐन, २०६३ दफा ६७ अनुसार सम्पूर्ण शेयरधनी महानुभावहरुलाई सभामा सहभागी हुनका लागि हार्दिक अनुरोध सहित यो सूचना प्रकाशित गरिएको छ ।

सभा बस्ने मिति, समय र स्थान:

मिति : २०८१ साल चैत २७ गते, बुधबार (तदनुसार ०९ अप्रील, २०२५)

समय : बिहान ११:०० बजे ।

स्थान : होटल पिस प्यालेस, हरि शंकर रोड, बाग्लुङ्ग नगरपालिका-०२ ।

छलफलका विषयहरु :

क. सामान्य प्रस्ताव

- १) आ.व. २०८०/८१ को सञ्चालक समितिको प्रतिवेदन छलफल गरी पारित गर्ने ।
- २) लेखापरीक्षकको प्रतिवेदन सहितको २०८१ आषाढ मसान्तको वासलात तथा आ.व २०८०/८१ को नाफा नोक्सान हिसाब र सोही अवधिको नगद प्रवाह विवरण लगायतका वित्तीय विवरण तथा अनुसूचीहरु माथि छलफल गरी पारित गर्ने ।
- ३) सञ्चालक समितिले प्रस्ताव गरे बमोजिम आ.व.२०८०/८१ को मुनाफा तथा संचित मुनाफा रकम समेतवाट यस डेभलपमेन्ट बैंकको हाल कायम चुक्तापूँजी रु.५३,८७,२२,०००।- (अक्षरेपी त्रिपन्न करोड सतासी लाख बाईस हजार रुपैयाँ मात्र) को ०.३०२७ प्रतिशतले हुन आउने रु.१६,३०,७११.०० (अक्षरेपी सोह्र लाख तीस हजार सात सय एघार रुपैया मात्र) लाभाशंमा लाग्ने कर प्रयोजनार्थ वितरण गर्ने प्रस्ताव उपर छलफल गरि स्वीकृत गर्ने ।
- ४) लेखापरीक्षण समितिको सिफारिश बमोजिम आ.व. २०८१/८२ को लागि बाह्य लेखापरीक्षक नियुक्त गर्ने र निजको पारिश्रमिक तोक्ने ।
- ५) सर्वसाधारण शेयरधनीहरुको तर्फबाट सञ्चालक समितिमा प्रतिनिधित्व गर्ने २ (दुई) जना सञ्चालकज्यूहरुको निर्वाचन गर्ने ।
- ६) सञ्चालकहरुको मासिक पत्रपत्रिका तथा टेलिफोन सुविधा रकम वृद्धी सम्बन्धमा ।

ख. विशेष प्रस्ताव

- १) सञ्चालक समितिले प्रस्ताव गरे बमोजिम रु.५३,८७,२२,०००।- (अक्षरेपी त्रिपन्न करोड सतासी लाख वाईस हजार रुपैयाँ मात्र) को ५.७५ प्रतिशतले हुन आउने रकम रु.३,०९,७६,५००।०० (अक्षरेपी तीन करोड नौ लाख छयत्तर हजार पाँच सय रुपैया मात्र) वोनस शेयर वितरण गर्न स्वीकृत गर्ने र सोहि बमोजिम अधिकृत, जारी तथा चुक्ता पूँजी वृद्धी गरी सम्बन्धीत दफा संशोधन गर्ने ।

- २) यस ग्रीन डेभलपमेन्ट बैंक लि. र अन्य उपयुक्त बैंक तथा वित्तीय संस्थाहरू एक आपसमा गाभ्ने/गाभिने वा प्राप्ति (Merger/Acquisition) को लागि उपयुक्त संस्थाको पहिचान गर्ने, उपयुक्त देखिएमा सो सम्बन्धी सम्झौतापत्र (MOU) मा हस्ताक्षर गरी अन्य आवश्यक सम्पूर्ण कार्यहरू गर्न/गराउन सञ्चालक समितिलाई अख्तियारी प्रदान गर्ने ।
- ३) सञ्चालक समितिले प्रस्ताव गरे वमोजिम बोनस शेयर वितरण पश्चात रु. ५६,९६,९८,५००।- (अक्षरेपी छपन्न करोड छयानब्बे लाख अनठानब्बे हजार पाँच सय रुपैयाँ मात्र) को १ : १.१०७१ ले हुन आउने रकम रु. ६३०,७१३,२००।०० (अक्षरेपी त्रिसठ्ठी करोड सात लाख तेह्र हजार दुई सय रुपैयाँ मात्र) हकप्रद शेयर जारी गर्ने ।
- ४) बोनस तथा हकप्रद शेयर निष्कासन पश्चात् डेभलपमेन्ट बैंकको प्रबन्धपत्र र नियमावलीमा आवश्यक संशोधन गरी अभिलेख गराउँदा आवश्यक थपघट, संशोधन वा परिमार्जन गर्नु परेमा सो सम्बन्धी सम्पूर्ण अख्तियारी सञ्चालक समितिलाई प्रदान गर्ने ।

ग. विविध ।

शेयर दाखिला खारेज किताब (बुक क्लोज) बारे

बाह्रौं वार्षिक साधारण सभा प्रयोजनका लागि मिति २०८१/१२/१५ गते (१) एक दिन बैंकको शेयरधनी दर्ता किताब बन्द गर्ने निर्णय गरिएको छ । मिति २०८१/१२/१४ गतेसम्म नेपाल स्टक एक्सचेञ्ज लिमिटेडमा कारोबार भई सि.डि.एस.एण्ड क्लियरिङ लिमिटेडबाट राफसाफ समेत भई प्रचलित नियमानुसार यस बैंकको शेयर रजिष्ट्रार श्री मुक्तिनाथ क्यापिटल लिमिटेड, नारायणचौर, नक्साल, काठमाण्डौंमा रहेका शेयरधनी दर्ता किताबमा अद्यावधिक भई कायम हुन आएका शेयर धनीहरू मात्र वार्षिक साधारण सभामा भाग लिन तथा मतदान गर्न पाउने छन् ।

सञ्चालक समितिको आज्ञाले,
कम्पनी सचिव

बाहौं बाषिक साधारण सभा सम्बन्धी सामान्य जानकारी

1. वार्षिक साधारण सभामा भाग लिन आउनुहुने शेयरधनी महानुभावहरूले आफ्नो शेयर प्रमाणपत्रमा उल्लेखित परिचयपत्र नं/ हितग्राही खाता नं. (BOID) को विवरण सहित आफ्नो परिचय खुल्ने प्रमाण (जस्तै: नागरिकता प्रमाणपत्र वा अन्य कुनै परिचयपत्र) साथमा लिई आउनु हुन अनुरोध छ ।
2. साधारण सभामा भाग लिने प्रत्येक शेयरधनी महानुभावहरूले सभा हुने स्थानमा रहेको हाजिरी पुस्तिकामा दस्तखत गर्नुपर्ने छ । शेयरधनी हाजिरी पुस्तिका बिहान ८:३० बजे देखि खुल्ला रहने छ ।
3. कुनै शेयरधनी साधारण सभामा स्वयं उपस्थित हुन नसक्ने भए साधारण सभामा भाग लिन तथा मतदान गर्न प्रतिनिधि (प्रोक्सी) नियुक्त गर्न चाहने शेयरधनीहरूले प्रचलित कम्पनी कानूनले तोकेको ढाँचामा प्रतिनिधि पत्र (प्रोक्सी फारम) भरी सभा शुरू हुनुभन्दा कम्तीमा ४८ घण्टा अगावै बैंकको केन्द्रीय कार्यालय, पोखरा ०८, न्युरोड कास्कीमा दर्ता गराई सक्नुपर्नेछ । बैंकको शेयरधनी बाहेक अरूलाई प्रतिनिधि (प्रोक्सी) दिन पाइने छैन । सभामा भाग लिनका लागि प्रतिनिधि नियुक्त गरीसकेपछि उक्त प्रतिनिधि बदर गरी अर्को प्रतिनिधि नियुक्त गर्ने भएमा सोको लिखित सूचना सभा सुरु हुनु भन्दा ४८ घण्टा अगावै केन्द्रीय कार्यालयमा दर्ता गरी सक्नु पर्नेछ ।
4. प्रतिनिधि नियुक्त गरीसकेको शेयरधनी आफै सभामा उपस्थित भई हाजिरी पुस्तिकामा दस्तखत गरेमा निजले दिएको प्रतिनिधि (प्रोक्सी) स्वतः बदर हुनेछ । यसरी प्रतिनिधि मुकरर गर्दा आफ्नो नाममा रहेको सम्पूर्ण शेयरको प्रतिनिधि एकै व्यक्तिलाई गर्नु पर्दछ एक भन्दा बढी व्यक्तिलाई आधा आधा वा अरु कुनै किसिमबाट छुट्ट्याएर दिएमा बदर हुनेछ ।
5. सर्वसम्मतबाट प्रतिनिधि चयन भएको अवस्थामा बाहेक एक भन्दा बढी व्यक्तिहरूको संयुक्त नाममा (साझा गरी) शेयर लिएको रहेछ भने शेयरधनीको दर्ता किताबमा दर्ता क्रमानुसार पहिलो नाम उल्लेख भएको व्यक्ति एक जनाले मात्र साधारण सभामा भाग लिन पाउनेछ ।
6. नाबालक वा अशक्त/विक्षिप्त व्यक्ति शेयरधनीको तर्फबाट यस बैंकको शेयरधनी दर्ता किताबमा संरक्षकको रुपमा नाम दर्ता भैरहेको व्यक्तिले मात्र सभामा भाग लिन वा प्रतिनिधि (प्रोक्सी) तोक्न सक्नु हुनेछ ।
7. कुनै संगठित संस्था वा कम्पनीले शेयर खरिद गरेको हकमा त्यस्ता संगठित संस्था वा कम्पनीले मनोनित गरेको प्रतिनिधिले शेयरवालाको हैसियतले सभामा भाग लिन तथा मतदान गर्न पाउने छ ।
8. छलफलका विषयसूची मध्ये विविध शिर्षक अन्तर्गत छलफल गर्न ईच्छुक शेयरधनीले आफुले छलफल गर्न चाहेको विषयबारे सभा हुनु भन्दा ७ (सात) दिन अगावै कम्पनी सचिव मार्फत सञ्चालक समितिको अध्यक्षलाई लिखित रुपमा दिनु पर्नेछ । तर यसलाई छलफल र पारित हुने प्रस्तावको रुपमा समावेश गरिने छैन ।
9. सञ्चालक निर्वाचन सम्बन्धी विस्तृत जानकारीको लागि बैंकको केन्द्रीय कार्यालय पोखरा महानगरपालिका-०८, न्युरोड, कास्की स्थित निर्वाचन अधिकृतको कार्यालयमा सम्पर्क राख्नुहुन अनुरोध गरिन्छ ।
10. अन्य विस्तृत जानकारी तथा वार्षिक प्रतिवेदनका लागि बैंकको केन्द्रीय कार्यालयमा सम्पर्क गर्नुहुन वा बैंकको वेबसाईट www.greenbank.com.np मा हेर्नुहुन अथवा फोन नं. ०६१-५८३५९०/५८३६३४ (कार्यालय समय भित्र) मा सम्पर्क गर्नुहुन अनुरोध गरिन्छ ।

प्रोक्सी फाराम

श्री सञ्चालक समिति,
ग्रीन डेभलपमेन्ट बैंक लि.
पोखरा-८, न्यूरोड

विषय: प्रतिनिधि नियुक्त गरेको बारे ।

महाशय,

..... जिल्ला न.पा./गा.पा. वडा नं. बस्ने
म/हामी..... ले त्यस कम्पनीको शेयरधनीको हैसियतले २०८१
साल चैत्र २७ गते बुधबारका दिन हुने बाह्रौं वार्षिक साधारण सभामा स्वयं उपस्थित भई छलफल तथा निर्णयमा सहभागी हुन
नसक्ने भएकोले उक्त सभामा भाग लिनका लागि जिल्ला न.पा./गा.पा. वडा
नं. बस्ने त्यस कम्पनीका शेयरधनी श्री शेयरधनी नम्बर/BOID No.
..... लाई मेरो/हाम्रो प्रतिनिधि नियुक्त गरी पठाएको छु/छौं ।

निवेदक,

दस्तखत :

नाम :

ठेगाना :

शेयरधनी नं./BOID No.

शेयर संख्या :

मिति :

द्रष्टव्य : यो निवेदन साधारण सभा हुनुभन्दा कम्तीमा ४८ घण्टा अगावै बैंकको केन्द्रीय कार्यालयमा पेश गरी सक्नुपर्नेछ ।

प्रवेश पत्र

शेयरधनीको नाम :

शेयर संख्या :

शेयरधनीको सही :

२०८१ साल चैत्र २७ गते बुधबारका दिन हुने ग्रीन डेभलपमेन्ट बैंक लिमिटेडको बाह्रौं वार्षिक साधारण सभामा उपस्थित हुन
जारी गरिएको प्रवेश-पत्र ।

.....
कम्पनी सचिव

द्रष्टव्य :

१) शेयरधनी आफैले माथिका खाली ठाउँहरू भर्नुहोला ।

२) सभाकक्षमा प्रवेश गर्न यो प्रवेश-पत्र प्रस्तुत गर्न अनिवार्य छ ।

ग्रीन डेभलपमेन्ट बैंक लिमिटेडको बाह्रौं वार्षिक साधारण सभामा प्रस्तुत अध्यक्षको मन्तव्य

आदरणीय शेयरधनी महानुभावहरू,

यस ग्रीन डेभलपमेन्ट बैंकको बाह्रौं वार्षिक साधारण सभामा भाग लिन उपस्थित हुनु भएका सम्पूर्ण शेयरधनी महानुभावहरू तथा सभाको गरिमा बढाउन हाम्रो निमन्त्रणा स्वीकार गरी पाल्नुभएका अतिथिज्यूहरू लगायत उपस्थित सम्पूर्णमा बैंकको सञ्चालक समिति तथा मेरो व्यक्तिगत तर्फबाट यस सम्मानित साधारण सभामा हार्दिक स्वागत तथा अभिवादन व्यक्त गर्दछु।

यस बैंकको १२ वर्षको लामो यात्रामा यहाँहरूबाट पाएको साथ र सहयोगको लागी हार्दिक आभार प्रकट गर्न चाहान्छु। व्यवसाय वृद्धिको सम्भावना भएका बैंकको कार्यक्षेत्रका कतिपय स्थानहरूमा अझै पनि सर्वसुलभ बैंकिङ्ग सेवा उपलब्ध नभएको अवस्थामा हाम्रो बैंकले आवश्यकता र व्यवसायीक सम्भाव्यता अध्ययन गरी थप शाखा सञ्जाल वृद्धि गर्दै लैजाने लक्ष्य लिएको छ। आर्थिक वर्ष २०७९/८० को अन्त सम्ममा निक्षेप तर्फ रु. ३ अर्ब ९० करोड ३८ लाख तथा कर्जा लगानी तर्फ रु. ३ अर्ब २९ करोड ७१ लाखको लक्ष्य हासिल गर्न सफल भएकोमा आर्थिक वर्ष २०८०/८१ को अन्त्य सम्ममा बैंकले निक्षेप तर्फ रु. ४ अर्ब ९७ करोड १७ लाख तथा कर्जा लगानी तर्फ रु. ३ अर्ब ९४ करोड ५८ लाख लक्ष्य हासिल गर्न सफल भएको जुन गत आर्थिक वर्षको तुलनामा निक्षेप तर्फ २७.३५ प्रतिशतले र कर्जातर्फ १९.६८ प्रतिशतले वृद्धि भएको छ। विगत केही वर्ष देखी देशको समग्र आर्थिक गतिविधिहरूमा देखिएको संकुचनको समस्याका वावजुद समेत बैंकले यस आर्थिक वर्ष २०८१ असार मसान्तमा रु. ४ करोड ७ लाख ४१ हजार खुद मुनाफा आर्जन गर्न सफल भएको जानकारी गरि उदङ्छु। बैंकले हाल डिजिटल बैंकिङ्ग अर्न्तगत Mobile Banking, QR Code, IPS, Connect IPS, ATM/ Debit Card, QR मार्फत नगद भुक्तानी जस्ता अत्याधुनिक सेवाहरू प्रदान गर्दै आईरहेको छ। साथै निकट भविष्यमा बैंकले थप प्रविधि मैत्री बैंकिङ्ग सेवाहरू प्रदान गर्दै जाने लक्ष्य रहेको व्यहोरा समेत जानकारी गराउन चाहन्छु।

समग्र अर्थतन्त्र एवं व्यक्तिको जीवनमा समेत बैंकिङ्ग क्षेत्रको अहम भूमिका रहने हुँदा हाम्रा ग्राहकवर्गलाई आवश्यक सेवाहरू सरल र सुलभ ढंगले प्रदान गर्दै देशको आर्थिक वृद्धिमा टेवा पुऱ्याउन बैंक प्रतिबद्ध रहेको छ। त्यसैगरी बैंकले नेपाल सरकारबाट तोकिएको प्राथमिकताका क्षेत्रहरूलाई मध्यनजर गर्दै दिगो विकास का लागि कृषि, पर्यटन लगायत लघु, साना तथा मझौला उद्योग तथा व्यवसायलाई प्रवाह गर्ने कर्जामा थप सहजिकरण गर्दै यस क्षेत्रमा थप कर्जा प्रवाह गर्न सम्पूर्ण शाखा कार्यालयहरूलाई प्रोत्साहित गरिएको छ। कार्यक्षेत्रमा रहेका सबैलाई बैंकिङ्ग पहुँच र वित्तीय समावेशिताको आवश्यकतालाई मध्यनजर गर्दै बैंकिङ्ग गतिविधिहरू लगायत वित्तीय साक्षरता कार्यक्रमहरू सञ्चालनमा तिव्रता दिईएको छ। बैंकले संस्थागत सामाजिक उत्तरदायित्व अर्न्तगत समुदायको दिगो आर्थिक र सामाजिक विकासका लागि विभिन्न किसिमका योगदानहरू गरिरहेकोमा आगामी दिनमा समेत त्यसता कार्यहरूलाई निरन्तरता दिईनेछ। बैंकिङ्ग व्यवसायमा देखापर्ने नयाँ नयाँ चुनौतिहरूलाई रणनीतिक कार्ययोजनाका साथ सामना गर्न सक्षम हुँदै जानुपर्ने आजको यतार्थ तथ्यलाई आत्मसाथ गर्दै हाम्रा सम्पूर्ण सामुहिक प्रयास यसै दिशातर्फ निर्दिष्ट हुनुपर्ने पक्षलाई हामीले गम्भीरताका साथ बोध गरेका छौं खास गरेर बैंकिङ्ग व्यवसायमा उपयुक्त आधुनिक प्रविधिले निम्त्याउने जोखिमको सहि व्यवस्थापन गर्दै अन्य व्यवसायका अन्तर्निहित अधिक जोखिमको प्रभावकारी व्यवस्थापनमा सञ्चालक समिति र बैंक व्यवस्थापन दृढताकासाथ लागि परेको छ।

यस बैंकको उत्तरोत्तर प्रगति तथा समृद्धिको लागि प्रत्यक्ष तथा अप्रत्यक्ष रूपले सहयोग तथा सुझाव दिई बैंकको कार्यक्षमता तथा सेवा अभिवृद्धि गर्न मद्दत गर्नु हुने सम्पूर्ण शेयरधनी महानुभावहरू, स्थानिय निकाय, पत्रकार मित्रहरू, सुरक्षाकर्मी साथीहरू,

कर्मचारी संचय कोष, ग्राहक महानुभावहरू, पूर्व सञ्चालकहरू, बैंकको हित तथा प्रगतिको लागि मार्गनिर्देशन गर्ने नेपाल र राष्ट्र बैंक, कम्पनी रजिष्ट्रारको कार्यालय, नेपाल धितोपत्रबोर्ड, नेपाल स्टक एक्सचेञ्ज लि., सिडिएस तथा क्विरिङ्ग लि., मुक्तिनाथ क्यापिटल लि. लगायत नियामक निकायहरू तथा बैंकको उन्नतिमा अनवरत रूपले लागि पर्ने बैंकका सञ्चालकहरू, प्रमुख कार्यकारी अधिकृत लगायत सम्पूर्ण कर्मचारीहरू प्रति हार्दिक आभार प्रकट गर्दै आगामी वर्षमा अभूत गुणस्तरीय बैंकिङ्ग सेवाहरू उपलब्ध गराई शेयरधनीहरूलाई उचित प्रति दिलाउने तथा क्रियाशिल रहने प्रतिबद्धता व्यक्त गर्दै यस गरिमामय बाह्रौं वार्षिक साधारण सभामा यहाँहरूलाई पुनः एक पटक स्वागत गर्दछु।

अन्त्यमा, सञ्चालक समितिको वार्षिक प्रतिवेदनका साथै आर्थिक वर्ष २०८०/०८१ को वासलात, नाफा नोक्सान हिसाव, नगद प्रवाह विवरण र सोसँग सम्बन्धीत अनुसूचीहरू र तत् वर्षमा बैंकले सम्पादन गरेका कार्यहरूको समीक्षा र भावी कार्यक्रमहरू सहितको वार्षिक प्रतिवेदन उपर छलफल गरी अनुमोदन एवं स्वीकृत गरी दिनु हुन सम्पूर्ण शेयरधनी महानुभावहरू समक्ष हार्दिक अनुरोध गर्दछु।

धन्यवाद।

गणेश कुमार श्रेष्ठ
अध्यक्ष

ग्रीन डेभलपमेन्ट बैंक लिमिटेडको बाह्रौं वार्षिक साधारण सभामा सञ्चालक समितिको तर्फबाट अध्यक्षद्वारा प्रस्तुत वार्षिक प्रतिवेदन

आदरणीय शेयरधनी महानुभावहरू,

यस ग्रीन डेभलपमेन्ट बैंकको बाह्रौं वार्षिक साधारण सभामा भाग लिन उपस्थित हुनु भएका सम्पूर्ण शेयरधनी महानुभावहरू तथा सभाको गरिमा बढाउन हाम्रो निमन्त्रणा स्वीकार गरी पाल्नुभएका विभिन्न नियमनकारी निकायका प्रतिनिधिहरूज्यूहरू, बाह्य लेखापरीक्षकज्यू, पत्रकार महानुभावहरू, उपस्थित सम्पूर्ण अतिथिज्यूहरू लगायत बैंकका कर्मचारीवर्गहरूमा बैंकको सञ्चालक समितिको तर्फबाट पुनः हार्दिक स्वागत तथा अभिवादन व्यक्त गर्दछु।

शेयरधनी महानुभावहरूले भौतिक तथा विद्युतीय माध्यम तथा बैंकको वेबसाईट मार्फत प्राप्त गर्नु भएको यस डेभलपमेन्ट बैंकको सञ्चालक समितिको तर्फबाट यस साधारण सभामा पेश गरिएको वार्षिक प्रतिवेदन तथा लेखापरीक्षण प्रतिवेदनको अध्ययनबाट यहाँहरूलाई लागेका कुराहरू, सुझाव सल्लाहहरूलाई यस बैंकको भावी रणनीति, विकास योजना तथा कार्यदक्षता अभिवृद्धिका लागि मार्ग निर्देशनको रूपमा ग्रहण गरिने तथ्य विश्वास दिलाउन चाहन्छु।

बैंक तथा वित्तीय संस्था सम्बन्धी ऐन २०७३, कम्पनी ऐन २०६३, धितोपत्र दर्ता तथा निष्काशन नियमावली २०७३ को परिधिभित्र रही Nepal Financial Reporting Standard (NFRS) बमोजिम तयार गरिएको सञ्चालक समितिको वार्षिक प्रतिवेदन, लेखापरीक्षकको प्रतिवेदनसहित २०८१ असार मसान्तको वासलात, आर्थिक वर्ष २०८०/०८१ को नाफा नोक्सान हिसाव, नाफा नोक्सान बाँडफाँड हिसाव, नगद प्रवाह विवरण र सम्बन्धीत अनुसूचीहरू लगायत अन्तराष्ट्रिय तथा राष्ट्रिय आर्थिक परिदृश्य, यस अर्वाधिमा विकास बैंकले हासिल गरेको उपलब्धि तथा भावी कार्यक्रम तथा रणनीतिहरू यहाँहरू समक्ष प्रस्तुत गर्दछु। यस सम्मानित सभा समक्ष पेश गरिएका सम्पूर्ण प्रस्तावहरू सर्वसम्मतिबाट पारित गरिदिनुहुन सम्पूर्ण शेयरधनी महानुभावहरूमा हार्दिक अनुरोध गर्दछु।

१. अन्तराष्ट्रिय आर्थिक परिदृश्य

अन्तराष्ट्रिय मुद्राकोषका अनुसार विश्व अर्थतन्त्रको वृद्धिदर सन् २०२३ मा ३.३ प्रतिशत रहेकोमा सन् २०२४ र सन् २०२५ दुवै वर्ष ३.२ प्रतिशत रहने देखिन्छ। कोषद्वारा सन् २०२४ अक्टोबरमा प्रकाशित World Economic Outlook अनुसार भूराजनीतिक तनाव, जलवायु परिवर्तन, प्राकृतिक प्रकोप लगायतका कारण विश्वको आर्थिक वृद्धि कोभिड-१९ पूर्वको तुलनामा अझै कमजोर छ। सन् २०२३ मा १.७ प्रतिशतले विस्तार भएको विकसित अर्थतन्त्र सन् २०२४ र सन् २०२५ दुवै वर्ष १.८ प्रतिशतले विस्तार हुने कोषको प्रक्षेपण छ। त्यसैगरी, सन् २०२३ मा ४.४ प्रतिशतले विस्तार भएको उदयमान तथा विकासोन्मुख अर्थतन्त्रको वृद्धिदर सन् २०२४ र सन् २०२५ दुवै वर्ष ४.२ प्रतिशतले वृद्धि हुने कोषको प्रक्षेपण छ।

विश्वको मुद्रास्फीतिमा सुधार हुँदै आएको छ। सन् २०२३ मा विश्वको उपभोक्ता मुद्रास्फीति ६.७ प्रतिशत रहेकोमा सन् २०२४ मा ५.८ प्रतिशत र सन् २०२५ मा ४.३ प्रतिशत रहने कोषले प्रक्षेपण गरेको छ। विकसित अर्थतन्त्रको मुद्रास्फीति सन् २०२३ मा ४.६ प्रतिशत रहेकोमा सन् २०२४ मा २.६ प्रतिशत र सन् २०२५ मा २.० प्रतिशत रहने प्रक्षेपण छ। उदयमान तथा विकासशील अर्थतन्त्रको मुद्रास्फीति सन् २०२३ मा ८.१ प्रतिशत रहेकोमा सन् २०२४ मा ७.९ प्रतिशत र सन् २०२५ मा ५.९ प्रतिशत हुने प्रक्षेपण छ।

मुद्रास्फीतिमा क्रमिक सुधार देखिएसँगै अन्तर्राष्ट्रिय स्तरमा खुकुलो मौद्रिक नीति अवलम्बन गर्न थालिएको छ । अमेरिकी फेडरल रिजर्भले २०२३ जुलाईमा ५.२५-५.५० प्रतिशत पुऱ्याएको फेडरल फण्ड रेटलाई क्रमशः घटाउँदै २०२४ सेप्टेम्बर मा ४.७५-५.०० प्रतिशत र २०२४ नोभेम्बरमा ४.५०-४.७५ प्रतिशत कायम गरेको छ । युरोपियन केन्द्रीय बैंकले पनि २०२४ अक्टोबरमा निक्षेप सुविधा दरलाई २५ आधार विन्दुले घटाई ३.२५ प्रतिशत कायम गरेको छ । भारतीय रिजर्भ बैंकले २०२४ अक्टोबरमा गरेको मौद्रिक नीति समीक्षामा नीतिगत दर यथावत राखेको छ ।

२. राष्ट्रिय आर्थिक परिदृष्य

चालु आर्थिक वर्षको पहिलो तीन महिनाको औसत उपभोक्ता मुद्रास्फीति ४.२६ प्रतिशत रहेको छ । २०८१ असोजमा वार्षिक बिन्दुगत उपभोक्ता मुद्रास्फीति ४.८२ प्रतिशत रहेको छ । अघिल्लो वर्षको सोही महिनामा यस्तो मुद्रास्फीति ७.५० प्रतिशत रहेको थियो । तरकारी तथा दलहन उप-समूहको उच्च मूल्य वृद्धिका कारण २०८१ असोजमा वार्षिक बिन्दुगत आधारमा खाद्यान्न समूहको मुद्रास्फीति ७.१८ प्रतिशत रहेको छ भने गैर-खाद्य तथा सेवा समूहको मुद्रास्फीति ३.५० प्रतिशत रहेको छ । अघिल्लो वर्षको सोही महिनामा यी समूहको मुद्रास्फीति क्रमशः ८.४८ प्रतिशत र ६.८५ प्रतिशत रहेको थियो ।

आर्थिक वर्ष २०८१/८२ को पहिलो त्रयमासमा कुल वस्तु निर्यातमा ६.१ प्रतिशतले कमी आई रु.३८ अर्ब ३८ करोड कायम भएको छ भने वस्तु आयातमा ४.२ प्रतिशतले कमी आई रु.३९० अर्ब ७५ करोड कायम भएको छ । फलस्वरूप, गत वर्षको तुलनामा व्यापार घाटामा ४.० प्रतिशतले कमी आई रु.३५२ अर्ब ३७ करोड रहन गएको छ । आर्थिक वर्ष २०८१/८२ को पहिलो त्रयमासमा विप्रेषण आप्रवाह ११.५ प्रतिशतले वृद्धि भई रु.४०७ अर्ब ३१ करोड रहन गएको छ । अघिल्लो वर्षको सोही अवधिमा विप्रेषण आप्रवाह २५.८ प्रतिशतले वृद्धि भई रु.३६५ अर्ब ३७ करोड पुगेको थियो ।

आर्थिक वर्ष २०८०/८१ को आर्थिक वृद्धि उपभोक्ताको मूल्यमा ३.८७ प्रतिशत रहेको राष्ट्रिय तथ्याङ्क कार्यालयको अनुमान छ । आर्थिक वर्ष २०७९/८० मा यस्तो आर्थिक वृद्धि १.९५ प्रतिशत रहेको थियो । सन् २०२३ को १० महिनामा ८ लाख १० हजार पर्यटक भित्रिएकोमा सन् २०२४ को १० महिनामा ९ लाख ४१ हजार पर्यटक आगमन भएको छ । पर्यटक आगमनमा भएको वृद्धि, एयरपोर्ट लगायतका पर्यटन पूर्वाधारहरूको वढ्दो उपयोग, सूचना प्रविधि क्षेत्रको विस्तार तथा निर्माणाधिन जलविद्युत आयोजनाको प्रगति एवम्क्षतिग्रस्त आयोजनाको पुनर्निर्माण लगायतका कारण समग्र माग विस्तार हुने र त्यसबाट चालु आर्थिक वर्ष लक्षित आर्थिक वृद्धि हासिल गर्न सहयोग पुग्ने अनुमान छ ।

आ.व. २०८१/८२ को पहिलो ७ महिनाको तथ्याङ्क अनुसार वार्षिक बिन्दुगत आधारमा उपभोक्ता मूल्य सूचकाङ्कमा आधारित मुद्रास्फीति ४.१६ प्रतिशत रहेको छ । सोही अवधिमा आयात १०.१ प्रतिशतले र निर्यात ४६.५ प्रतिशतले बढेको छ । विप्रेषण आप्रवाह नेपाली रुपैयाँमा ७.३ प्रतिशतले र अमेरिकी डलरमा ५.३ प्रतिशतले बढेको छ । शोधनान्तर स्थिति रु. २८४ अर्ब ४१ करोडले बचतमा रहको छ । कुल विदेशी विनिमय सञ्चिति अमेरिकी डलरमा १७ अर्ब ५ करोड पुगेको छ । नेपाल सरकारको खर्च रु. ७५४ अर्ब ८५ करोड र राजस्व परिचालन रु. ६४२ अर्ब ८५ करोड रहको छ । विस्तृत मुद्राप्रदाय ४.४ प्रतिशतले बढेको छ । वार्षिक बिन्दुगत आधारमा यस्तो मुद्राप्रदाय १०.१ प्रतिशतले बढेको छ । बैंक तथा वित्तिय संस्थाको निक्षेप संकलन ३.८ प्रतिशतले र निजी क्षेत्रमा प्रवाहित कर्जा ५.६ प्रतिशतले बढेको छ । वार्षिक बिन्दुगत आधारमा निक्षेपको वृद्धिदर ९.७ प्रतिशत र निजी क्षेत्रमा प्रवाहित कर्जाको वृद्धिदर ७.३ प्रतिशत रहेको छ ।

हालको तथ्याङ्क अनुसार प्रत्येक महिना औसत ६५,५११ नेपाली युवाहरू वैदेशिक रोजगारीको अवसरको खोजीमा देश बाट पलायन भईरहेका छन् । चालु आर्थिक वर्षको जुलाई २०२४ देखि जनवरी २०२५ सम्मको पहिलो ६ महिनामा, कुल

३९३,०६७ नेपालीहरूले श्रम स्वीकृति लिएका छन्। साथै, सन् २०२० मा रहेको नेपालको जनसंख्या वृद्धि दर १.७ प्रतिशत बाट घटेर सन् २०२३ सम्म -०.०७ प्रतिशत पुगेको छ। उल्लेखित कारणहरूले गर्दा समस्त बस्तु तथा सेवाको उपभोगमा कमी एवं दक्ष जनशक्तिको कमी हुनुका कारण नेपालको आर्थिक क्षेत्रमा प्रभाव परेको देखिन्छ जसको असर बैकिङ्ग क्षेत्रमा पनि पर्न गएको छ।

यस बैंकको आ.व. २०८०/८१ को कारोबारको सिंहावलोकन :

यस डेभलपमेन्ट बैंकले आर्थिक बर्ष २०८०/८१ मा व्यवसाय विस्तारमा उत्साहजनक उपलब्धिहरू हासिल गर्न सफल भएको छ। प्रतिकूल परिस्थितिका बावजुत पनि बैंकले निक्षेप संकलनमा २७.३५ प्रतिशतले वृद्धि गरी रु.४ अर्ब ९७ करोड १७ लाख र कर्जा लगानी तर्फ १९.६८ प्रतिशतले वृद्धि गरी रु.३ अर्ब ९४ करोड ५८ लाख पुऱ्याउन सफल भएको छ। साथै आर्थिक बर्ष २०८०/०८१ मा बैंकले रु.४ करोड ७ लाख ४१ हजार खुद मुनाफा आर्जन गरेको छ। बैंकको आ.व.०७९/०८० र २०८०/०८१ मा रहेका वित्तिय विवरणहरूको तुलनात्मक स्थिति निम्न अनुसार रहेको छ।

शिर्षक	आ.व. २०७९/०७८०	आ.व. २०८०/०८१	वृद्धि प्रतिशत
चुक्ता पूँजी	५१,९०,००,०००/००	५३,८७,२२,०००/००	३.८० %
कूल सम्पत्ति	४,७७,२२,०१,६५६/००	५,८१,१८,०८,०६९/००	२१.७८ %
कूल निक्षेप संकलन	३,९०,३८,८१,१७०/००	४,९७,१७,३४,२५६/००	२७.३५ %
कूल कर्जा सापटी तथा लगानी	३,२९,७१,०६,७५०/००	३,९४,५८,६१,०४७/००	१९.६८ %
सञ्चालन खर्च	९,३१,५०,६१६/००	१०,८७,७३,८३७/००	१६.७७ %
खुद मुनाफा	१,६४,९५,६७१/००	४,०७,४१,५८४/००	१४६.९८ %
प्रतिशेयर आम्दानी	३.१८	७.५६	१३७.७४ %

कुल सम्पत्ति :

आर्थिक बर्ष २०७९/८० को अन्त्यमा डेभलपमेन्ट बैंकको कुल सम्पत्ति रु.४ अर्ब ७७ करोड २२ लाख रहेकोमा आर्थिक बर्ष २०८०/८१ को अन्त्यमा २१.७८ प्रतिशतले वृद्धि भई कुल सम्पत्ति रु.५ अर्ब ८१ करोड १८ लाख पुगेको छ।

निक्षेप परिचालन:

आर्थिक बर्ष २०७९/८० को अन्त्यमा डेभलपमेन्ट बैंकले रु.३ अर्ब ९० करोड ३८ लाख निक्षेप परिचालन भएकोमा आर्थिक बर्ष २०८०/८१ को अन्त्यमा निक्षेप संकलनमा २७.३५ प्रतिशतको वृद्धि हासिल गरी कुल निक्षेप दायित्व रु.४ अर्ब ९७ करोड १७ लाख पुगेको छ।

कर्जा विस्तार तथा व्यवस्थापन:

गत आ.व. को अन्त्यमा कायम रहेको कुल कर्जा रकम रु.३ अर्ब २९ करोड ७१ लाखमा १९.६८ प्रतिशतले वृद्धि भई यस आ.व. को अन्त्यमा रु.३ अर्ब ९४ करोड ५८ लाख पुगेको छ। स्वीकारयोग्य धितो राखी प्रवाह भएका कर्जाहरू तुलनात्मक रूपमा बढी सुरक्षित हुने हुँदा बैंकले यस्ता कर्जाहरूलाई पहिलो प्राथमिकतामा राखेको छ। त्यस्तै साना तथा मझौला कर्जाहरू तुलनात्मक रूपमा सुरक्षित र बढी प्रतिफल प्रदान गर्ने हुँदा बैंकले यस्ता कर्जाहरूलाई समेत उच्च प्राथमिकतामा राखेको छ। यस्ता कर्जाको परिचालनमा शाखाहरूको उल्लेख्य सहभागिता रहेको छ। क्षेत्रगत सीमा अन्तर्गत बैंकको आफ्नो कर्जा नीति अनुरूप सीमा कायम गरिएको हुँदा हालसम्म बैंकको कर्जा लगानीको अवस्था सन्तोषजनक रहेको छ। साथै, नेपाल

राष्ट्र बैंकले तोकेका क्षेत्रहरू र तिनीहरूको सीमा अनुगमन सम्बन्धमा यस बैंकले नेपाल राष्ट्र बैंकले जारी गरेका नीति निर्देशनहरू लगायत एकल ग्राहक कर्जा सम्बन्धमा पनि तोकिएको कर्जा सीमाको पूर्णरूपले अनुपालना गरेको छ ।

आय :

सञ्चालन आम्दानी अन्तर्गत ब्याज आम्दानी, शुल्क तथा कमिशन र अन्य सञ्चालन आम्दानी समावेश गरिएको छ । गत आर्थिक वर्षमा बैंकले सञ्चालन आम्दानी अन्तर्गत रु. १७ करोड ३४ लाख आय गरेकोमा यस आर्थिक वर्षमा १३.४५ प्रतिशतले वृद्धि गरी रु. १९ करोड ६८ लाख आय गरेको छ ।

सञ्चालन खर्च :

आर्थिक वर्ष २०७९/८० मा डेभलपमेन्ट बैंकको सञ्चालन खर्च रु.९ करोड ६१ लाख रहेकोमा आर्थिक वर्ष २०८०/८१ मा १६.७७ प्रतिशतले वृद्धि भई रु.१० करोड ८७ लाख भएको छ ।

प्रतिशेयर आम्दानी :

आर्थिक वर्ष २०७९/८० को अन्त्यमा डेभलपमेन्ट बैंकको प्रति शेयर आम्दानी रु. ३.१८ रहेकोमा आर्थिक वर्ष २०८०/८१ मा १३७.७४ प्रतिशतले वृद्धि भई रु. ७.५६ रहेको छ ।

४) प्रतिवेदन तयार भएको मितिसम्म चालु वर्षको उपलब्धि र भविष्यमा गर्नु पर्ने कुराका सम्बन्धमा सञ्चालक समितिको धारणा:

चालु आ.व.२०८१/८२ को पौष मसान्त सम्मको आर्थिक कारोवारको विवरण निम्न अनुसार रहेको छ ।

क्र.सं.	शिर्षक	आ.व. २०८१/८२ (६ महिनाको अवधिमा)
१.	निक्षेप संकलन	५ अर्ब ८३ करोड ७७ लाख
२.	कर्जा सापट तथा लगानी	४ अर्ब ३८ करोड ४१ लाख
३.	कुल सम्पत्ति	६ अर्ब ५८ करोड ५३ लाख
४.	शाखा कार्यालय	१५

बैंकलाई दिगो, भरपर्दो र कम जोखिम हुने तवरले संचालन गरि प्रतिफलको स्तरमा सुधार गर्दै लैजानु पर्ने आवश्यकता महसुस भएको छ । यसका लागि हाम्रो प्रयास ब्यवसाय विस्तारमा केन्द्रित गरिनेछ । बैंकले उच्च क्षमता भएका कर्मचारी भर्ना गर्ने र भएका कर्मचारीको मनोबल उकासी उत्पादकत्व बढाउने कार्य गरिनेछ । सम्भाव्य क्षेत्रहरूमा शाखा संजाल बृद्धि गर्दै ब्यवसाय विस्तारको आधार तयार गर्दै लगिनेछ । ग्राहकहरूको संतुष्टिलाई प्राथमिकतामा राखि काम गर्ने संस्कार र कार्यप्रणालिको विकास गर्दै लगिनेछ । प्रविधिमा भएको विकासले बैंकिङ्ग ब्यवसाय लगायत ग्राहकहरूको जीवन शैलीमा ठूलो बदलाव आईरहेको परिप्रेक्ष्यमा बैंकले प्रविधिको प्रयोगमा जोड दिदै आफूना बस्तु र सेवा प्रदान गर्नेछ । नेपालको बैकिङ्ग क्षेत्रमा हुने परिवर्तनहरूको कारण सिर्जना हुने अवसरको सदुपयोग र चुनौतिको सामना गर्न उच्च स्तरको सजगता अपनाई अगाडि बढिनेछ ।

५) औद्योगिक तथा व्यवसायिक सम्बन्ध :

बैंकले आफ्नो सेवाको विस्तार एवम् प्रवर्धनको लागि विभिन्न उद्योगि, व्यवसायी तथा व्यवसायिक प्रतिष्ठान, संघ, संस्था एवं ग्राहक वर्गहरूसँगको व्यवसायिक सम्बन्धलाई अत्यन्त महत्व दिदै आएको छ । कास्की जिल्लाको रुपा गाउँपालिकामा

कृषी तथा पशुपालन व्यवसायमा संलग्न कृषकहरूलाई लागि बैंकले धितो लिई वा नलिई सहूलियतपूर्ण कर्जा प्रवाह गर्न गाउँपालिकाले प्रस्ताव गरे वमोजिम उक्त गाउँपालिकाको सिफारिस तथा जमानीमा सहूलियतपूर्ण कर्जा प्रवाह सम्बन्धी सम्झौता गरी सहूलियतपूर्ण कर्जा प्रवाह गर्दै आएको छ। बैंकले युवा तथा साना व्यवसायी स्वरोजगार कोष र पोखरा महानगर पालिको सहकार्यमा आधारित साभेदारी स्वरोजगार कार्यक्रम अर्न्तगत पोखरा महानगरपालिका वडा कार्यालयहरू बाट सिफारिस भई आएका स्वरोजगार बन्न चाहने लक्षित समुदायका युवा तथा साना व्यवसायीहरूलाई श्रम, सीप र उत्पादनमुलक कार्यमा लगाई स्थानिय श्रोत साधनको अधिकतम उपयोग गर्ने रोजगारीका अवसर सिर्जना गरी सामाजिक, आर्थिक रुपान्तरण र विकास कार्यमा परिचालन गर्ने उद्देश्यले कोष सँग कर्जा लगानीको लागि सम्झौता गरेको छ। बैंकले प्रदान गरेको स्तरिय बैकिङ्ग सेवाको कारणले गर्दा औद्योगिक तथा व्यवसायिक प्रतिष्ठानहरूको साथै हाम्रा ग्राहकहरूसँगको व्यवसायिक सम्बन्ध सौहार्दपूर्ण रहेको छ। आगामी दिनहरूमा यस्ता सम्बन्धहरूलाई अभि बढि फराकिलो, बलियो र लाभदायक बनाउँदै लगिनेछ।

६) सञ्चालक समितिमा भएको हेरफेर र सोको कारण :

यस आर्थिक वर्षमा बैंकको सञ्चालक समितिमा कुनै हेरफेर भएको छैन।

७) कारोबारलाई असर पार्ने मुख्य कुराहरू :

बैंकको कारोबारलाई असर गर्ने मुख्य कुराहरू निम्नानुसार रहेका छन् :

- देशको राजनैतिक अस्थिरताले बैकिङ्ग लगायत समग्र आर्थिक क्षेत्रलाई पार्ने प्रतिकूल प्रभाव।
- देशको अर्थतन्त्र पुनरुत्थान तथा बृद्धिको स्तर र यसले सिर्जना गर्ने आर्थिक अवसर तथा चुनौतिहरू।
- समय समयमा देखिने तरलताको अभाव वा अधिक तरलताको अवस्था।
- सरकारको बजेट कार्यक्रम र त्यसको कार्यान्वयनको स्थिति।
- नियमनकारी निकायहरूबाट समय समयमा परिवर्तन हुने नीतिका कारणबाट सिर्जित हुन सक्ने जोखिमहरू।
- आर्थिक र सामाजिक परिवर्तनको कारण ग्राहकहरूको रुची र आँकाक्षामा आउने परिवर्तनहरू।
- प्रविधिमा भैरहेको अदभुत विकास र यसले समग्र जनजीवनमा पारिरहेको प्रभाव।
- दक्ष जनशक्तीको अभाव
- बैकिङ्ग क्षेत्रमा बढ्दै गईरहेको प्रतिस्पर्धा।
- ब्याजदरमा देखिएको तीव्र उतार चढाव।
- कार्य संचालनका विधिहरूमा भैरहेको परिवर्तन।
- जोखिमहरू बृद्धि र कार्यसंचालनमा बढ्दै गईरहेको जटिलता।
- बैकिङ्ग क्षेत्रका अन्य बैंक तथा वित्तिय संस्थाहरूले गर्ने कार्यहरू तथा लिने रणनीतिहरू।
- बैंकका आन्तरिक क्षमताहरू।

८) लेखापरीक्षण प्रतिवेदनको कैफियत उपर सञ्चालक समितिको प्रतिक्रिया :

लेखापरीक्षण प्रतिवेदनमा औल्याइएका कैफियतहरू उपर सञ्चालक समिति गम्भिर रहेको छ। भएका त्रुटि कमी कमजोरीहरूलाई सुधार गर्न र आगामी दिनहरूमा यस्ता कमी कमजोरी हुन नदिन सजग रही, लेखापरीक्षकले दिनु भएको सुझावहरूलाई कार्यान्वयन गर्न व्यवस्थापनलाई निर्देशन गरिएको छ।

९) लांभास बाँडफाँड गर्न सिफारिस गरिएको रकम :

यस बैंकको आ.व. २०८०/०८१ को बाँडफाँड योग्य रकम रु. ३,७९,०१,७३४ (जगेडाकोष तथा अन्य कोष कट्टा गरी गत आर्थिक वर्ष सम्मको संचित मुनाफा सहित) रहेको छ। सोही अवधीमा बैंकले ५.७५ प्रतिशत बोनस सेयर तथा कर

प्रयोजनको लागि ०.३०२७ प्रतिशत नगद लाभांश गरी जम्मा रु ३,२६,०७,२२६/- वितरण गरिने व्यहोरा सम्मानित सभा समक्ष जानकारी गराउँदछु।

१०) शेयर जफत सम्बन्धमा :

यस आ.व. मा कुनै शेयर जफत गरिएको छैन।

११) कम्पनी र यसको सहायक कम्पनीको कारोवार प्रगति :

यस कम्पनीको कुनै सहायक कम्पनी छैन।

१२) कम्पनी र यसका सहायक कम्पनीले आर्थिक वर्षमा सम्पन्न गरेको प्रमुख कारोवारहरू :

नरहेको।

१३) कम्पनीका आधारभूत शेयरधनीहरूले कम्पनीलाई उपलब्ध गराएको जानकारी :

नरहेको।

१४) विगत आर्थिक वर्षमा कम्पनीका सञ्चालक तथा पदाधिकारीहरूले लिएको शेयरको स्वामित्वको विवरण :

नरहेको।

१५) कम्पनीसंग सम्बन्धीत सम्भौताहरूमा कुनै सञ्चालक तथा निजका आफन्तको व्यक्तिगत स्वार्थ सम्बन्धी जानकारीको व्यहोरा : यस प्रकारको कुनै पनि जानकारी प्राप्त भएको छैन।

१६) कम्पनीले आफ्नो शेयर आफै खरिद गरिएको विवरण :

कम्पनीले आफ्नो शेयर आफै खरिद गरेको छैन।

१७) आन्तरिक नियन्त्रण व्यवस्था :

बैकले आन्तरिक नियन्त्रण सशक्त र प्रभावकारी बनाउनका साथै आइपर्न सक्ने जोखिमहरूको न्यूनिकरण एवम व्यवस्थापनको लागि आन्तरिक नियन्त्रण प्रणालीलाई सुदृढ बनाउदै लगेको छ। जोखिमहरूको पहिचान गरी यसको समुचित व्यवस्थापन गर्नको लागि लेखापरीक्षण समिति, जोखिम व्यवस्थापन समिति, कर्मचारी सेवा सुविधा समिति तथा सम्पत्ति शुद्धिकरण समितिहरूले सक्रियता पूर्वक कार्य गर्दै आएका छन्। संगठनात्मक संरचनालाई बैज्ञानीक र जोखिम नियन्त्रण हुन सक्ने हिसावले समयानुकुल परिवर्तन गर्दै लगेका छौं। विभिन्न नीति, नियम, निर्देशिका तर्जुमा गरी आवश्यकता बमोजिम संसोधन र परिमार्जन गरी कार्यान्वयन गर्ने गरिएको छ। आन्तरिक लेखापरीक्षण कार्यलाई अझ बढी चुस्त, दुरुस्त बनाउन, समग्र कारोबारको निरीक्षण गर्न र जोखिमलाई न्युनीकरण गर्न नियमित आन्तरिक लेखापरीक्षण गर्नुका साथै लेखापरीक्षकले औल्याएका कैफियतहरू र बाह्य लेखापरीक्षकले उठाएका टिप्पणीहरू लेखापरीक्षण समितिमा छलफल भै उक्त समितिको सिफारिस बमोजिम सञ्चालक समितिको बैठकमा छलफल गर्ने गरिएको छ।

१८) आर्थिक वर्षको कुल व्यवस्थापन खर्चको विवरण :

आर्थिक वर्षको कुल व्यवस्थापन खर्चको विवरण निम्न अनुसार रहेको छ।

सि.नं	विवरण	रकम रु.
१	कर्मचारी खर्च	६,३३,५९,३१६/-
२	कार्यालय सञ्चालन खर्च	३,०८,५६,४२९/-

१९) लेखा परीक्षण समितिका पदाधिकारीहरूको नाम, निजहरूको काम, कर्तव्य र सुविधा :

क्र.सं	नाम	पद
१.	श्री सुर्य प्रसाद लम्साल	संयोजक (सञ्चालक)
२.	श्री प्रज्वल श्रेष्ठ	सदस्य (सञ्चालक)
३.	श्री सुन्दर पौडेल, ए.एम.एल. इकाई प्रमुख	सदस्य सचिव

लेखापरीक्षण समितिले कम्पनी ऐन २०६३ तथा नेपाल राष्ट्र बैंकबाट जारी निर्देशिका अर्न्तगत रहेर कार्य सम्पादन गर्दै आएको छ । लेखापरीक्षण समितिका संयोजक र सञ्चालक सदस्यलाई प्रति बैठक भत्ता रु.४,०००/- प्रदान गर्ने गरिएको छ । बैठक भत्ता वाहेक अन्य सुविधा प्रदान गरिएको छैन । आर्थिक बर्ष २०८१/८२ बाट लेखापरीक्षण समितिको बैठकमा उपस्थित हुँदा समितिका संयोजक र सञ्चालक सदस्यलाई प्रति बैठक भत्ता रु.७,०००/- प्रदान गरिएको छ ।

२०) सञ्चालक, प्रबन्ध सञ्चालक, कार्यकारी प्रमुख, कम्पनीका आधारभूत शेरधनी वा निजका आफन्तले कम्पनीलाई बुझाउन बाँकी भएको रकम : छैन ।

२१) सञ्चालक, कार्यकारी प्रमुख तथा पदाधिकारीहरूलाई भुक्तानी गरिएको पारिश्रमिक, भत्ता तथा सुविधाको विवरण :

सि.नं.	विवरण	विवरण	पारिश्रमिक, भत्ता तथा सुविधाको रकम रु.
१	सञ्चालक समिति	अध्यक्ष श्री गणेश कुमार श्रेष्ठ सदस्य श्री कृष्ण शंकर श्रेष्ठ सदस्य श्री मनोविज्ञान श्रेष्ठ सदस्य श्री सुर्य प्रसाद लम्साल सदस्य श्रीमती नारायणी देवी श्रेष्ठ सदस्य श्री प्रज्वल श्रेष्ठ	१०८,०००/- १४२,०००/- ११०,०००/- १४२,०००/- ९०,०००/- ३६,५००/-

आर्थिक बर्ष २०८०/८१ मा सञ्चालक समितिको बैठक १८ पटक बसेको र सञ्चालक समितिको बैठकमा उपस्थित हुँदाको बैठक भत्ता नियमावलीमा उल्लेख भए बमोजिम अध्यक्ष एवम् सञ्चालकहरूलाई प्रति बैठक भत्ता क्रमश रु. ५,०००/- र रु.४,०००/- प्रदान गरिएको छ । आर्थिक बर्ष २०८०/८१ मा उपसमिति बैठक भत्ता प्रति बैठक रु.४,०००/- प्रदान गरिएको छ । यस बाहेक सञ्चालकहरूलाई मासिक रुपमा पत्रपत्रिका तथा टेलिफोन सुविधा वापत रु. १,५००/- प्रदान गरिएको छ । त्यस्तै आर्थिक बर्ष २०८०/८१ मा प्रमुख कार्यकारी अधिकृतलाई बार्षिक तलव, भत्ता वापत रु. ३८,३९,७५४/- र नायब प्रमुख कार्यकारी अधिकृतलाई रु. ११,७४,९६२/- भुक्तानी गरिएको छ । विल मोवाइल खर्च भुक्तानी, दुर्घटना विमा, औषधि उपचार विमा र विदा नियमअनुसार प्रदान गरिएको छ । प्रमुख कार्यकारी अधिकृत र नायब प्रमुख कार्यकारी अधिकृतको पारिश्रमिक समेत व्यवस्थापनका अन्य कर्मचारीको पारिश्रमिक र सुविधा गरी समिक्षा बर्षमा जम्मा रु. ९६,७४,८१९/- (अक्षरूपी छयानब्बे लाख चौहत्तर हजार आठ सय उन्नाइस रुपैयाँ मात्र) खर्च भएको जानकारी गराउँदछु ।

आर्थिक वर्ष २०८१/८२ बाट सञ्चालक समितिको बैठकमा उपस्थित हुँदा अध्यक्ष एवम् सञ्चालकहरुलाई प्रति बैठक भत्ता क्रमश रु. ८,०००/- र रु.७,०००/- प्रदान गरिएको छ । सो बैठक भत्ता नेपाल राष्ट्र बैंकबाट स्वीकृति प्राप्त भए पश्चात नियमावलीमा संशोधन गरी लागु गरिएको थियो ।

सञ्चालकहरुको पारिश्रमिक, भत्ता तथा सुविधा रकममा अन्य उपसमितिहरुको बैठक भत्ता समेत समावेश गरिएको छ ।

सि.नं.	विवरण	विवरण	पारिश्रमिक, भत्ता तथा सुविधाको रकम रु.
२	लेखा परिक्षक	बाह्य लेखापरीक्षक	पारिश्रमिक रकम रु.
		श्री सुजन काफ्ले एण्ड एशोशियट्स	३,३९,०००/-
		आन्तरिक लेखापरीक्षक	
		श्री विवेक श्रेष्ठ एण्ड एशोशियट्स	२,५४,२५०/-

२२) शेयरधनीहरुले बुझिलिन बाँकी रहेको लाभांश रकम :
केही नभएको ।

२३) पूँजीको पर्याप्तता :

नेपाल राष्ट्र बैंकको निर्देशन अनुसार बैंकको प्राथमिक पूँजी अनुपात ६ प्रतिशत र पूँजीकोष अनुपात १० प्रतिशत हुनुपर्ने व्यवस्था रहको छ । आर्थिक वर्ष २०८०/८१ मा यस बैंकको प्राथमिक पूँजी अनुपात १४.४४ र पूँजीकोष अनुपात १५.९५ प्रतिशत कायम रहेको छ । यसरी २०८१ को आषाढ मसान्त सम्ममा नेपाल राष्ट्र बैंकको न्युनतम मापदण्ड भन्दा प्राथमिक पूँजी अनुपात र पूँजीकोष अनुपात क्रमश : ८.४४ प्रतिशत र ५.९५ प्रतिशतले बढी रहेको छ । आर्थिक वर्ष २०७९/८० मा यस बैंकको प्राथमिक पूँजी अनुपात १६.६८ र पूँजीकोष अनुपात १८.२६ प्रतिशत कायम रहेको थियो ।

२४) दफा १४१ बमोजिम सम्पत्ति खरिद वा बिक्री गरेको कुराको विवरण:

सम्पत्ति सम्बन्धी विवरण यसै साथ संलग्न वित्तीय विवरणमा उल्लेख भएको ।

२५) दफा १७५ बमोजिम सम्बद्ध कम्पनी बीच भएको कारेबारको विवरण :

यस कम्पनीको कुनै सम्बद्ध कम्पनी रहेको छैन ।

२६) यस ऐन तथा प्रचलित कानून बमोजिम सञ्चालक समितिको प्रतिवेदनमा खुलाउनु पर्ने अन्य कुनै कुरा नभएको ।

२७) अन्य :

(अ) कर्मचारी व्यवस्थापन :

बैकिङ्ग क्षेत्रमा कार्यरत कर्मचारीहरु व्यवसायिक रुपमा दक्ष रहनु पर्छ । कम्पनीको उन्नति प्रगतिमा कर्मचारीहरुको क्रियाशिलताको महत्वपूर्ण भूमिका रहने हुँदा, कर्मचारीहरुको पेशागत दक्षता र क्षमतामा अभिवृद्धि गर्ने तर्फ निरन्तर प्रयासरत रहेका छौ । आन्तरिक रुपमा विज्ञहरुलाई आमन्त्रण गरी तालिमहरु प्रदान गर्दै आएका छौ ।

(आ) समितिहरु :

बैंकको काम कारवाहीहरुलाई छिटो छरितो एवं प्रभावकारीरूपमा सञ्चालन गर्ने लक्ष्यका साथ निम्नानुसारको समितिहरु रहे

का छन्। यी समितिहरूलाई सञ्चालक समितिले अधिकार प्रत्यायोजन गरेका कार्यहरू गर्दै आएको छ।

१) समिति/उप-समितिको नाम : लेखा परीक्षण

क्र.सं	नाम	पद
१.	श्री सुर्य प्रसाद लम्साल	संयोजक (सञ्चालक)
२.	श्री प्रज्वल श्रेष्ठ	सदस्य (सञ्चालक)
३.	श्री सुन्दर पौडेल, ए.एम.एल. इकाई प्रमुख	सदस्य सचिव

२) समिति/उप-समितिको नाम : जोखिम व्यवस्थापन

क्र.सं	नाम	पद
१.	श्री मनोविज्ञान श्रेष्ठ	संयोजक (सञ्चालक)
२.	श्री सुर्य प्रसाद लम्साल	पदेन सदस्य (सञ्चालक)
३.	श्री दुर्गा प्रसाद श्रेष्ठ, वित्त तथा योजना विभाग प्रमुख	सदस्य
४.	श्री रमेश बन्जरा, जोखिम तथा अनुपालना विभाग प्रमुख	सदस्य सचिव

३) समिति/उप-समितिको नाम : सम्पत्ति शुद्धीकरण निवारण सम्बन्धी समिति (AML/CFT)

क्र.सं	नाम	पद
१.	श्री कृष्ण शंकर श्रेष्ठ	संयोजक (सञ्चालक)
२.	श्री रमेश बन्जरा, जोखिम तथा अनुपालना विभाग प्रमुख	सदस्य
३.	श्री अनुप के.सी, अनुपालना अधिकृत - ए.म.एल/सि.फ.टी	सदस्य सचिव

४) समिति/उप-समितिको नाम : कर्मचारी सेवा सुबिधा समिति

क्र.सं	नाम	पद
१.	श्रीमती नारायणी देवी श्रेष्ठ	संयोजक (सञ्चालक)
२.	श्री हरि वहादुर वुढाथोकी, प्रमुख कार्यकारी अधिकृत	सदस्य
३.	श्री दुर्गा प्रसाद श्रेष्ठ, वित्त, योजना तथा संचालन विभाग प्रमुख	सदस्य
४.	श्री अनुप के.सी, मानव श्रोत साधन विभाग प्रमुख	सदस्य सचिव

५) समिति/उप-समितिको नाम : पदपूर्ति समिति

क्र.सं	नाम	पद
१.	श्री संयुक्त बहादुर धाख्वा, कर्जा विभाग प्रमुख	संयोजक
२.	श्री अनुप के.सी, जनशक्ती व्यवस्थापन विभाग प्रमुख	सदस्य
३.	श्री रमेश बन्जरा, जोखिम तथा अनुपालना विभाग प्रमुख	सदस्य

भावी योजना र कार्यक्रम :

नेपाल राष्ट्र बैंकको एकीकृत निर्देशन नं. २१ को बुँदा ४ मा उल्लेखित व्यवस्था बमोजिम पूँजी वृद्धिको लागि विभिन्न समयमा प्राप्त निर्देशनहरू एवं व्यवसायको वृद्धिको साथसाथै पूँजी कोषको पर्याप्ततालाई समेत मध्यनजर गर्दै पुर्ण प्रादेशिक स्तरको विकास बैंकमा स्तरोन्नती गर्ने योजना रहेको छ। थप पूँजी परिचालनको लागि बजारको सम्भाव्यता अध्ययन गरी शाखा विस्तार कार्यलाई जोड दिने तथा अनुभवी क्षमतावान कर्मचारी भर्ना गरि व्यवसायको वृद्धि एवं जनशक्तिको

व्यवस्थापनको लागि दीर्घकालिन रणनीतिक योजना तयार पारी सोही बमोजिम कार्यान्वयन गरिनेछ । आगामी दिनहरूमा अन्य वित्तीय संस्थाहरूसँग मर्जरको सम्भाव्यतालाई सुक्ष्म रूपमा अध्ययन गरी राष्ट्रिय स्तरको विकास बैंकको रूपमा स्तरोन्ती गर्ने सम्भावित योजना रहेको यस सम्मानीत सभालाई जानकारी गराउँदछु ।

धन्यवाद ज्ञापन

अन्तमा, बैंकलाई विश्वास गरि साथ दिईरहनु भएका आदरणीय ग्राहक महानुभावहरू, बैंक संचालनको जिम्मेवारी प्रदान गरि अमूल्य सुझाव एवं उचित मार्गदर्शन प्रदान गरी सहयोग पुऱ्याउनु हुने शेयरधनी महानुभावहरू, बैंकको उन्नतिका लागि मिहिनेत, ईमान्दारिता र उच्च मनोबलका साथ योगदान गरिरहनु भएका बैंक व्यवस्थापन तथा सम्पूर्ण कर्मचारीहरू प्रति आभार तथा धन्यवाद व्यक्त गर्दछु ।

लेखा परिक्षण मार्फत बैंकलाई अभि बलियो, जोखिम रहित र सशक्त बनाउनका लागि अहम् सल्लाह, सुझाव र सहयोग प्रदान गर्नु हुने आन्तरिक तथा बाह्य लेखा परिक्षक ज्यूहरू श्री सुजन काफ्ले एण्ड एसोसियट्स चार्टर्ड एकाउन्टेण्ट्स साथै यस बैंकको शेयर रजिष्ट्रार श्री Muktinath Capital Limited लगायत संघ संस्थाहरू तथा सम्पूर्ण सुभेच्छुक व्यक्तिहरू प्रति हार्दिक धन्यवाद दिन चाहन्छु ।

साथै बैंकको सफलताको लागि लगातार रूपमा सल्लाह, सुझाव तथा मार्गनिर्देश गर्नु हुने नियमनकारी निकायहरू श्री नेपाल राष्ट्र बैंक, श्री कम्पनी रजिष्ट्रारको कार्यालय, श्री नेपाल धितोपत्र बोर्ड, श्री नेपाल स्टक एक्सचेन्ज लिमिटेड, श्री सि.डि.एस. एण्ड क्लियरिङ लिमिटेडलाई विशेष आभार व्यक्त गर्दै भविष्यमा पनि अभि उच्चस्तरको सहयोगको अपेक्षा राख्दै धन्यवाद ज्ञापन गर्दछु ।

गणेश कुमार श्रेष्ठ
अध्यक्ष
सञ्चालक समिति
ग्रीन डेभलपमेन्ट बैंक लि.

धितोपत्र दर्ता तथा निष्काशन नियमावली २०७३ को नियम २६ को उपनियम २ सँग सम्बन्धीत वार्षिक विवरण

१. सञ्चालक समितिको प्रतिवेदन : यसै प्रतिवेदनसँग संलग्न रहेको ।
२. लेखापरीक्षकको प्रतिवेदन : यसै प्रतिवेदनसँग संलग्न रहेको ।
३. लेखापरीक्षण भएको वित्तीय विवरण : यसै प्रतिवेदनसँग सम्लग्न रहेको ।
४. कानूनी कारवाही सम्बन्धी विवरण :
 - (क) आ.व. २०८०/०८१ मा संस्थाले वा संस्थाको विरुद्धमा कुनै मुद्दा दायर भएको भए : यस समीक्षा अवधिमा संस्थाको संस्थापक वा सञ्चालकले वा संस्थापक वा सञ्चालकको विरुद्धमा कुनै मुद्दा मामिला दायर भएको जानकारीमा नआएको ।
 - (ख) यस संस्थाका संस्थापक वा सञ्चालकले वा संस्थापक वा सञ्चालकको विरुद्धमा प्रचलित नियमको अवज्ञा वा फौजदारी अपराध गरेको वा सो सम्बन्धमा कुनै मुद्दा दायर गरेको वा भएको भए: संस्थालाई यस सम्बन्धमा कुनै सूचना वा जानकारी प्राप्त नभएको ।
 - (ग) कुनै संस्थापक वा सञ्चालक विरुद्ध आर्थिक अपराध गरेको सम्बन्धमा कुनै मुद्दा दायर भएको भए : संस्थाले कुनै मुद्दा दायर नगरेको र अन्यत्रबाट पनि कुनै मुद्दा दायर भएको विषयमा यस संस्थालाई सम्बन्धीत अदालत वा कार्यालयबाट कुनै सूचना वा जानकारी प्राप्त नभएको ।
५. संगठित संस्थाको शेयर कारोबार तथा प्रगतिको विवरण:
 - (क) धितो बजारमा भएको संगठित संस्थाको शेयरको कारोबार सम्बन्धमा व्यवस्थापनको धारणा: यस डेभलपमेन्ट बैंकका शेयरहरू नेपाल स्टक एक्सचेन्जमा सूचिकृत भई नेपाल धितोपत्र बोर्डको रेखदेखमा खुल्ला बजारले निर्धारण गरेको मूल्य बमोजिम कारोबार भैरहेको छ ।
 - (ख) गत वर्षको त्रैमासिक रूपमा शेयरको विवरण: यस अवधिको शेयर कारोबार विवरण नेपाल स्टक एक्सचेन्ज लिमिटेडको वेबसाईट www.nepalstock.com.np का अनुसार यस प्रकार रहेको छ:

सि.नं.	विवरण	प्रथम त्रयमास	दोश्रो त्रयमास	तेश्रो त्रयमास	चौथो त्रयमास
१.	अधिकतम मूल्य	३५१.००	३८१.७०	४०२.००	५१५.००
२.	न्यूनतम मूल्य	२८०.००	२८२.२०	३२३.००	३७२.१०
३.	अन्तिम मूल्य	२९७.५०	३५६.००	३७९.५०	४९१.००
४.	कुल कारोवार शेयर संख्या	३,९६,५१८	३,८९,०४०	६,८१,८०७	१४,६२,३४७
५.	कुल कारोवार संख्या	३,००४	३,०२८	४,२०३	७,४८४
६.	कुल कारोवार भएको दिन	६७	६९	५८	६१

६. समस्या तथा चुनौतीहरू:

आन्तरिक समस्या तथा चुनौती :

- दक्ष जनशक्ति व्यवस्थापन
- बढ्दो संचालन खर्च
- ब्याजदरमा हुने परिवर्तन
- ऋणहरूको कर्जा भुक्तानी गर्न सक्ने क्षमतामा कमी
- कारोवारको वृद्धिसँगै हुने संचालन जोखिम

वाह्य समस्या तथा चुनौती :

- अस्वस्थ प्रतिस्पर्धा
- विश्वव्यापी रुपमा फैलिएको कोरोना भाईरसको कारणले समग्र अर्थतन्त्रमा परेको प्रभाव
- कर्जाको माग र निक्षेपको वृद्धी विचको सन्तुलन नहुनु ।
- लगानी योग्य परियोजनाहरूको अभाव हुनु ।

रणनीति :

- व्यवसायको आकारमा वृद्धी
- वजारको माग अनुरूपम व्याजदरमा समयानुकुल परिमार्जन ।
- दक्ष जनशक्ति विकास
- संचालन खर्चको व्यवस्थापन
- लगानीयोग्य परियोजनको खोजी
- जोखिम व्यवस्थापनका लागि आन्तरिक नियन्त्रण प्रणालीको विकास
- समयानुकुल प्रविधिको प्रयोग
- सेवाको गुणस्तरको वृद्धी

७. संस्थागत सुशासन:

संस्थागत सुशासनका लागि आन्तरिक नियन्त्रण प्रणाली व्यवस्थित गर्न बाह्य एवं आन्तरिक लेखापरीक्षकको व्यवस्थाको साथै आन्तरिक लेखापरीक्षण समिति, जोखिम व्यवस्थापन समिति, सम्पत्ति शुद्धीकरण निवारण सम्बन्धी समिति, सञ्चालक समिति लगायत बैंकका सवै तहका पदाधिकारीहरूलाई पदिय दायित्व अनुरूप कयाशिल गराईएको छ । नियमनकारी निकायहरूबाट प्रदान गरिएका नीति निर्देशन अनुरूप बैंकको कारोवारलाई व्यवस्थित गर्न आवश्यक नीति नियम तथा निदेशिकाहरू तर्जुमा कार्यान्वयन गरिएको छ ।

Independent Auditor's Report
To the Shareholders of Green Development Bank Limited

Report on the Audit of the Financial Statements

Opinion

We have Audited the accompanying financial statements of the Green Development Bank Limited ("Bank") which comprise the statement of financial position as at Ashadh 31st, 2081 (July 15, 2024), and the statement of profit or loss, statement of comprehensive income, statement of changes in equity and statement of cash flows for the year then ended, and notes to the financial statements, and summary of significant accounting Policies.

In our opinion, the accompanying financial statements presents fairly, in all material respects, the financial position of the Bank as at Ashadh 31st, 2081 (July 15, 2024), and of the financial performance and of its cash flow for the year then ended in accordance with Nepal Financial Reporting Standards (NFRSs).



Basis for opinion

We conducted our audit in accordance with Nepal Standards on Auditing (NSAs). Our responsibilities under those standards are further described in the Auditor's Responsibilities for the Audit of the Financial Statements section of our report. We are independent of the Bank in accordance with the ICAN's Handbook of Code of Ethics for Professional Accountants together with the ethical requirements that are relevant to the audit of the Bank under provision of Company Act, 2063 and the rules thereunder, and we have fulfilled our ethical responsibilities in accordance with these requirements and the ICAN's Handbook of Code of Ethics for Professional Accountants. We believe that the audit evidence we have obtained is sufficient and appropriate to provide a basis for our opinion.

Key Audit Matters



Key audit matters are those matters that, in our professional judgment, were of most significance in the audit of the financial statements of the current period. These matters were addressed in the context of the audit of the financial statements as a whole, and in forming our opinion thereon, and we do not provide a separate opinion on these matters. We have determined the matters described below to be the key audit matters to communicate in this report.

S.N.	Key Audit Matters	How the matters were addressed in our Audit
	<p>Interest Recognition (Refer Note no. 4.29 read with 3.13 of Notes to Financial statements.)</p> <p>Interest income of the Bank has to be recognized on an accrual basis and following the Interest Income Recognition Guidelines 2019 issued by Nepal Rastra Bank (NRB). The guideline requires where loans and advances are overdue for more than 3 months and up to 12 months, collateral testing shall be done. If the outstanding amount is within the collateral value, then the interest income is recognized; if not, then the accrual of such interest income is suspended. However, if the loan is in</p>	<p>Our audit approach regarding verification of the process of interest recognition included:</p> <ul style="list-style-type: none"> • Obtaining a clear understanding of the process of accrual of interest income on loans and advances in the Core Banking Software of the bank. • For fair value of collateral, we relied on the latest available valuation report of the collateral and have test-checked it as per NRB Income Recognition guidelines.

A member of


<p>past dues for more than 12 months, then the accrual of interest income is suspended irrespective of the value of collateral.</p> <p>The manual intervention is required for the interest recognition process. Hence, it creates a risk of improper application of guidelines and determination of the fair value of the collateral. So, this may have an effect on the recognition of interest income of the bank. Therefore, we have considered it as Key Audit Matter.</p>	<ul style="list-style-type: none"> • Test-checked the interest income recording with manual computation on sampled borrowers. • Test-checked the premium charged on sampled borrowers from the report provided and basis taken by the management. <p>Our Result: We considered the interest recognition and their relevant controls system to be adequate.</p>												
<p>1. Identification of Non-Performing Advances and provisioning of advances (Refer Note no. 4.6 & 4.7 read with 3.4 of Notes to Financial statements.)</p> <p>Loans and advances constitute 71.59% of the Bank's total assets and are governed by Nepal Rastra Bank (NRB) Directives, alongside circulars, notices, and guidelines issued periodically by NRB. These guidelines provide a framework for the classification of loans and advances into performing and non-performing assets (NPAs).</p> <p>Given the Bank's substantial credit exposure to a wide range of borrowers and the inherent complexity and judgment required in assessing the recoverability of loans, estimating provisions, and identifying accounts for write-offs, the process is inherently complex and judgment-intensive. This necessitates significant audit effort to address risks related to loan recoverability and the determination of associated provisions and write-off.</p> <p>As per NRB Directive 4, Bank shall measure Impairment loss on loans and advances at the higher of the following.</p> <ul style="list-style-type: none"> • Amount derived as per norms prescribed by NRB for loan loss provision. Amount determined as per NFRS adopting incurred loss model. • The Bank has opted to apply carve-out for the treatment of Impairment of loans and advances. Accordingly, higher of the above is taken as impairment loss for loans and advances. <p>The Bank's Portfolio of loans and advances amounts to NPR 4,293,076,138.16 on which the Bank has reported following impairments following above provision:</p> <table border="1" data-bbox="215 1478 798 1668"> <thead> <tr> <th>Impairment</th> <th>Amount</th> </tr> </thead> <tbody> <tr> <td>Loan & Advance to BFIs</td> <td>2,609,283.27</td> </tr> <tr> <td>Loan & Advance to Customer</td> <td></td> </tr> <tr> <td>Collective impairment</td> <td>62,272,237.80</td> </tr> <tr> <td>Individual Impairment</td> <td>67,403,088.66</td> </tr> <tr> <td>Total</td> <td>129,675,326.45</td> </tr> </tbody> </table> <p>Identification of performing and non-performing advances relies on the Bank's Information Technology System, specifically its Core Banking System (CBS), which supports classification and provides information essential for assessing the status of advances.</p>	Impairment	Amount	Loan & Advance to BFIs	2,609,283.27	Loan & Advance to Customer		Collective impairment	62,272,237.80	Individual Impairment	67,403,088.66	Total	129,675,326.45	<p>Our audit approach included testing the design, operating effectiveness of internal controls and substantive audit procedures in respect of income recognition, asset classification provisioning pertaining to advances. In particular:</p> <ul style="list-style-type: none"> • We have evaluated and understood the Bank's internal control system in adhering to the relevant NRB Directives regarding income recognition, asset classification provisioning pertaining to advances. • We have analyzed and understood systems/applications used and key IT tested the operational effectiveness of relevant controls, including involvement of manual process and manual controls in relation recognition, asset classification provisioning pertaining to advances. • We test checked advances to examine the validity of the recorded amounts, loan documentation, examined the statement of accounts, indicators of impairment, impairment provision for non-performing assets, and compliance with asset classification and provisioning pertaining to advances; and • We evaluated the past trends of management judgement, governance process and review controls over impairment provision calculations and discussed the provisions made with senior management. <p>Our Result: We considered the identification of Non-Performing Advances and their provisioning to be acceptable.</p>
Impairment	Amount												
Loan & Advance to BFIs	2,609,283.27												
Loan & Advance to Customer													
Collective impairment	62,272,237.80												
Individual Impairment	67,403,088.66												
Total	129,675,326.45												

	<p>Considering the magnitude of the Bank's loan portfolio, regulatory complexities, and the judgment involved, the identification, classification, and provisioning of loans and advances are considered a Key Audit Matter.</p>	
2.	<p>Investment Securities valuation (Refer Note no. 4.8 of Notes to Financial statements.)</p> <p>The Bank has total investment securities of NRs. 649,461,464.65 as at 31 Ashadh 2081 classified into different categories as Investment securities measured at amortized cost and Investment in equity measured at fair value through other comprehensive income, which in aggregate represent 11.17% of the total assets of the Bank.</p> <p>Classification of investment into different categories as Investment securities measured at amortized cost and Investment in equity measured at fair value through other comprehensive income warrant management judgement and it impacts on valuation of investment securities and impairment allowance.</p> <p>Due to the percentage of volume over total assets and the requirement of management measurement judgment of impairment allowance, we have considered this as key audit matter.</p>	<p>We applied following procedures in respect of at Investment verification:</p> <p>Review of accounting policies adopted by the Bank based on Nepal Financial Reporting Standards and the Directives issued by NRB and compliance of the same.</p> <p>Evaluation of management's assessment to categorize investments into different categories as Investment securities measured at amortized cost and Investment in equity measured at fair value through other comprehensive income.</p> <p>Verification of valuation of investment on sampling basis in reference to its cost and quoted market price as the case may be.</p> <p>Verification of impairment allowance provided for different investments in commensurate with NFRSs and NRB Directives.</p> <p>Our Result: Accounting policies, classification, valuation, and impairment allowances for the investments are considered acceptable.</p>
3.	<p>Information Technology</p> <p>The Information Technology of the Bank is Complex and involves a large number of independent and interdependent IT Systems used in the operation of the Bank for processing and recording a large volume of transaction. As a result, there is a high degree of reliance and dependency on such IT systems for the financial reporting process of the Bank.</p> <p>Appropriate IT General Controls and application control are required to ensure that such IT systems are able to process the data, as required, completely, accurately and consistently for financial reporting.</p> <p>We have considered this as a key audit matter as any control lapses, validation failures, incorrect input data and wrong extraction of data may result in wrong reporting of data to management, stakeholders, and regulators.</p>	<p>We conducted an assessment and identified key IT applications, databases and operating systems that are relevant to our Audit and have identified CBS primarily as relevant for financial reporting. Our audit approach was also based on Information Technology Guidelines 2012 issued by NRB and also testing of design and operating effectiveness of the internal controls and substantive testing as follows:</p> <ul style="list-style-type: none"> • Obtained understanding of the Bank's IT control environment, Its policies, and key changes during the audit period. • Reviewed the IS Audit Report and discussed with IT team on compliance to Key IS controls. • Reviewed the design, implementation, and operating effectiveness of the Bank's General IT controls over the key IT system that are critical to financial reporting on test check basis. <p>Our Result: We considered the information technology system and their relevant controls to be adequate.</p>



Other Information

Management is responsible for other Information. Other Information comprises the information included in the Annual Report but does not include the financial statements and our auditor's report thereon.

Our opinion on the financial statements does not cover other information and we will not express any form of assurance conclusion thereon.

In connection with our audit of the financial statements, our responsibility is to read the other information identified above when it becomes available and, in doing so, consider whether the other information is materially inconsistent with the financial statements or our knowledge obtained in the audit, or otherwise appears to be materially misstated. When we read the annual report, if we conclude that there is a material misstatement, therein, we are required to request the management and those charged with governance to correct the material misstatement.

Responsibility of Management and Those Charged with Governance for the Financial Statements

Management is responsible for the preparation and fair presentation of the financial statements in accordance with Nepal Financial Reporting Standards and for such internal control as management determines is necessary to enable the preparation of financial statements that are free from material misstatement, whether due to fraud or error.

In preparing the financial statements, management is responsible for assessing the Bank's ability to continue as a going concern, disclosing, as applicable, matters related to going concern and using the going concern basis of accounting unless management either intends to liquidate the Bank or to cease operations, or has no realistic alternative but to do so. Those charged with Governance are responsible for overseeing the Bank's financial reporting process.

Auditor's Responsibilities for the Audit of the Financial Statements

Our objectives are to obtain reasonable assurance about whether the financial statements as a whole are free from material misstatement, whether due to fraud or error, and to issue an auditor's report that includes our opinion. Reasonable assurance is a high level of assurance but is not a guarantee that an audit conducted in accordance with NSAs will always detect a material misstatement when it exists. Misstatement can arise from fraud or error and are considered material if, individually or in aggregate, they could reasonably be expected to influence the economic decisions of users taken on the basis of these financial statements.

As part of an audit in accordance with NSAs, we exercise professional judgment and maintain professional skepticism throughout the audit. We also:

- Identify and assess the risk of material misstatement of the financial statements, whether due to fraud or error, design and perform audit procedures responsive to those risks, and obtained audit evidence that is sufficient and appropriate to provide a basis for our opinion. The risk of not detecting a material misstatement resulting from fraud is higher than for one resulting from error, as fraud may involve collusion, forgery, intentional omissions, misrepresentations, or the override of internal control.
- Obtain an understanding of internal control relevant to the audit in order to design audit procedures that are appropriate in the circumstances, but not for the purposes of expressing an opinion on the effectiveness of the Bank's internal control.
- Evaluate the appropriateness of accounting policies used and the reasonableness of accounting estimates and related disclosures made by the management,



- Conclude on the appropriateness of the management's use of the going concern basis of accounting and, based on the audit evidence obtained, whether a material uncertainty exists related to events or conditions that may cast significant doubt on the Bank's ability to continue as a going concern. If we conclude that a material uncertainty exists, we are required to draw attention in our auditor report to the related disclosures in the financial statements or if such disclosures are inadequate, to modify our opinion. Our conclusions are based on the audit evidence obtained up to the date of our auditor's report. However, future events or conditions may cause the Bank to cease to continue as a going concern.
- Evaluate the overall presentation, structure, and content of the financial statements, including the disclosures, and whether the financial statements represent the underlying transactions and events in a manner that achieves fair presentation.
- Obtain sufficient appropriate audit evidence regarding the financial information of the entities or business activities within the Bank to express an opinion on the financial statements. We are responsible for the direction, supervision, and performance of the audit. We remain solely responsible for our audit opinion.

We communicate with those charged with governance regarding, among other matters, the planned scope and timing of the audit and significant audit findings, including any significant deficiencies in internal control that we identify during our audit.

We also provide those charged with governance with a statement that we have complied with relevant ethical requirements regarding independence, and to communicate with them all relationships and other matters that may reasonably be thought to bear on our independence, and where applicable, related safeguards.


From the matters communicated with those charged with governance, we determine those matters that were of most significance in the audit of the financial statements of the current period and are therefore the key audit matters. We describe these matters in our auditor's report unless law or regulation precludes public disclosure about the matter or when, extremely rare circumstances, we determine that a matter should not be communicated in our report because the adverse consequences of doing so would reasonably be expected to outweigh the public interest benefits of such communication.

Report on other Legal and Regulatory Requirements

We have obtained satisfactory information and explanations asked for, which to the best of our knowledge and belief were necessary for the purpose of our audit; the returns received from the branch offices of the Bank, though the statements are independently not audited, were adequate for the purpose of the audit; the financial statements have been prepared in accordance with all material respect in accordance with the provisions of the Companies Act 2063, and they are in agreement with the books of accounts of the Bank, and the accounts and records of the Bank are properly maintained in accordance with the prevailing laws.

To the best of our information and according to the explanations given to us, in the course of our audit, we observed that:

- Bank has taken adequate action for the protection of the interest of depositors and investors, the capital fund and risk bearing fund are adequately maintained;
- The provision for possible impairment of the assets of the bank are adequate as per directives issued by Nepal Rastra Bank; the business of the Bank was conducted satisfactorily, and the Bank's transaction were found to be within the scope of its authority.
- We have not come across cases where the Bank has acted against the interest of depositors and investors. Further, Bank's internal control system is reasonably adequate, and

A handwritten signature in black ink is written over a blue circular stamp. The stamp contains the text "Subodh & Associates", "Kathmandu", "Nepal", and "Chartered Accountants" around the perimeter.

- We did not come across cases of accounting related fraud and the cases where the board of directors or any director or any office bearer of the Bank has acted contrary to the provisions of law, caused loss or damage to the Bank, or committed any misappropriation of the funds or violation of directives of Nepal Rastra Bank.
- Also, the Bank has provided the required financial and other information to its shareholders and the Bank appears to be able to serve its long-term liabilities out of its assets.



CA. Prabin Subedi
Partner
Sujan Kafle & Associates,
Chartered Accountants

Date: December 17, 2024
Place: Kathmandu
UDIN: 241217CA01940m6GpK



Green Development Bank Ltd.
Statement of Financial Position

As on 31 Asar 2081

Particulars	Note	NPR	
		31.03.2081	31.03.2080
Assets			
Cash and Cash Equivalents	4.1	626,721,937	618,140,730
Due from Nepal Rastra Bank	4.2	230,572,773	161,981,395
Placement with Bank and Financial Institutions	4.3	-	50,000,000
Derivative Financial Instruments	4.4	-	-
Other Trading Assets	4.5	-	-
Loans and Advances to BFIs	4.6	214,930,482	3,131,566
Loans and Advances to Customers	4.7	3,945,861,047	3,297,106,750
Investment Securities	4.8	649,461,464	498,988,217
Current Tax Assets	4.9	-	3,930,483
Investment in Subsidiaries	4.10	-	-
Investment in Associates	4.11	-	-
Investment Property	4.12	5,135,217	-
Property and Equipment	4.13	70,835,210	80,826,526
Goodwill and Intangible Assets	4.14	463,300	1,135,424
Deferred Tax Assets	4.15	-	-
Other Assets	4.16	67,826,639	56,960,566
Total Assets		5,811,808,069	4,772,201,656
Liabilities			
Due to Bank and Financial Institutions	4.17	93,382,448	172,259,892
Due to Nepal Rastra Bank	4.18	-	-
Derivative Financial Instruments	4.19	-	-
Deposits from Customers	4.20	4,971,734,256	3,903,881,170
Borrowings	4.21	33,750,000	25,000,000
Current Tax Liabilities	4.9	2,147,230	-
Provisions	4.22	885,465	361,548
Deferred Tax Liabilities	4.15	843,716	1,816,355
Other Liabilities	4.23	80,811,387	79,634,743
Debt Securities Issued	4.24	-	-
Subordinated Liabilities	4.25	-	-
Total Liabilities		5,183,554,502	4,182,953,708
Equity			
Share Capital	4.26	538,722,000	519,000,000
Share Premium		1,809	1,809
Retained Earnings		37,901,733	27,759,961
Reserves	4.27	51,628,024	42,486,178
Total Equity Attributable to Equity Holders		628,253,566	589,247,948
Non Controlling Interest			
Total Equity		628,253,566	589,247,948
Total Liabilities and Equity		5,811,808,069	4,772,201,656
Contingent Liabilities and Commitments	4.28	57,563,557	41,644,059
Net Assets Value per share		116.62	113.54

.....
Mr. Durga Prasad Shrestha
Head: Finance & Planning

.....
Mr. Hari Bahadur Budhathoki
Chief Executive Officer

.....
CA Prabin Subedi
Sujan Kafle & Associates
Chartered Accountants

.....
Mr. Prajwol Shrestha
Director

.....
Mr. Surya Prasad Lamsal
Director

.....
Mrs. Narayani Devi Shrestha
Director

.....
Mr. Manobigyan Shrestha
Director

.....
Mr. Krishna Shankar Shrestha
Director

.....
Mr. Ganesh Kumar Shrestha
Chairman

Date : 2081.09.02

Place : Pokhara, Nepal

Green Development Bank Ltd.
Statement of Profit or Loss
For the year ended 31 Asar 2081

Particulars	Note	NPR	
		31.03.2081	31.03.2080
Interest Income	4.29	566,085,184	523,470,910
Interest Expense	4.30	393,078,943	364,719,256
Net Interest Income		173,006,240	158,751,654
Fee and Commission Income	4.31	20,001,282	16,089,615
Fee and Commission Expense	4.32	696,233	319,069
Net Fee and Commission Income		19,305,049	15,770,546
Net Interest, Fee and Commission Income		192,311,289	174,522,200
Net Trading Income	4.33	-	-
Other Operating Income	4.34	4,507,079	(1,042,546)
Total Operating Income		196,818,368	173,479,654
Impairment Charge/ (Reversal) for Loans and Other Losses	4.35	27,631,075	54,502,370
Net Operating Income		169,187,293	118,977,284
Operating Expense			
Personnel Expenses	4.36	63,359,316	49,884,116
Other Operating Expenses	4.37	30,856,429	29,723,038
Depreciation & Amortisation	4.38	14,558,092	13,543,462
Operating Profit		60,413,456	25,826,668
Non Operating Income	4.39	-	-
Non Operating Expense	4.40	1,113,039	864,735
Profit Before Income Tax		59,300,417	24,961,933
Income Tax Expense	4.41	18,558,833	8,466,262
Current Tax		19,348,122	9,343,694
Deferred Tax		(789,289)	(877,432)
Profit for the Period		40,741,584	16,495,671
Profit Attributable to:			
Equity-holders of the Bank		40,741,584	16,495,671
Non-Controlling Interest		-	-
Profit for the Period		40,741,584	16,495,671
Earnings per Share			
Basic Earnings per Share		7.56	3.18
Diluted Earnings per Share		7.56	3.18

.....
Mr. Durga Prasad Shrestha
Head: Finance & Planning

.....
Mr. Hari Bahadur Budhathoki
Chief Executive Officer

.....
CA Prabin Subedi
Sujan Kafle & Associates
Chartered Accountants

.....
Mr. Prajwol Shrestha
Director

.....
Mr. Surya Prasad Lamsal
Director

.....
Mrs. Narayani Devi Shrestha
Director

.....
Mr. Manobigyan Shrestha
Director

.....
Mr. Krishna Shankar Shrestha
Director

.....
Mr. Ganesh Kumar Shrestha
Chairman

Date : 2081.09.02
Place : Pokhara, Nepal

Green Development Bank Limited
Statement of Other Comprehensive Income
 For the year ended 31 Asar 2081

Particulars	NPR	
	31.03.2081	31.03.2080
Profit for the year	40,741,584	16,495,671
Other Comprehensive Income, Net of Income Tax		
a) Items that will not be reclassified to profit or loss		
Gains/(losses) from investment in equity instruments measured at fair value	(611,166)	10,562,768
Gains/(losses) on revaluation		
Actuarial gains/(losses) on defined benefit plans		
Income tax relating to above items	(183,349.8)	3,168,830.4
Net other comprehensive income that will not be reclassified to profit or loss	(427,816.2)	7,393,937.5
b) Items that are or may be reclassified to profit or loss		
Gains/(losses) on cash flow hedge		
Exchange gains/(losses)(arising from translating financial assets of foreign operation)		
Income tax relating to above items		
Reclassify to profit or loss		
Net other comprehensive income that are or may be reclassified to profit or loss		
c) Share of other comprehensive income of associate accounted as per equity method		
Other Comprehensive Income for the year, Net of Income Tax	(427,816)	7,393,938
Total Comprehensive Income for the Period	40,313,768	23,889,609
Total Comprehensive Income attributable to:		
Equity-Holders of the Bank	40,313,768	23,889,609
Non-Controlling Interest		
Total Comprehensive Income for the Period	40,313,768	23,889,609

.....
Mr. Durga Prasad Shrestha
 Head: Finance & Planning

.....
Mr. Hari Bahadur Budhathoki
 Chief Executive Officer

.....
CA Prabin Subedi
Sujan Kafle & Associates
 Chartered Accountants

.....
Mr. Prajwol Shrestha
 Director

.....
Mr. Surya Prasad Lamsal
 Director

.....
Mrs. Narayani Devi Shrestha
 Director

.....
Mr. Manobigyan Shrestha
 Director

.....
Mr. Krishna Shankar Shrestha
 Director

.....
Mr. Ganesh Kumar Shrestha
 Chairman

Date : 2081.09.02

Place : Pokhara, Nepal

Green Development Bank Ltd.
Statement of Changes in Equity
For the year ended 31 Asar 2081

Particulars	Attributable to Equity-Holders of the Bank								Total	Non-Controlling Interest	Total Equity
	Share Capital	Share Premium	General Reserve	Exchange Equalisation	Regulatory Reserve	Fair Value Reserve	Revaluation Reserve	Retained Earnings			
Balance at Shrawan 01, 2079	519,000,000	1,809	14,398,170	-	9,370,267	729,879	-	21,268,959	836,302	565,605,386	565,605,386
Comprehensive Income for the year	-	-	-	-	-	-	-	16,495,671	-	16,495,671	-
Profit for the year	-	-	-	-	-	-	-	16,495,671	-	16,495,671	-
Other Comprehensive Income, Net of Tax	-	-	-	-	-	-	-	-	-	-	-
Gains/(losses) from investment in equity instruments measured at fair value	-	-	-	-	-	-	-	-	-	-	-
Gains/(losses) on revaluation	-	-	-	-	-	-	-	-	-	-	-
Actuarial gains/(losses) on defined benefit plans	-	-	-	-	-	-	-	-	-	-	-
Gains/(losses) on cash flow hedge	-	-	-	-	-	-	-	-	-	-	-
Exchange gains/(losses) arising from translating financial assets of foreign operation	-	-	-	-	-	-	-	-	-	-	-
Total Comprehensive Income for the year	-	-	-	-	-	-	-	16,495,671	-	16,495,671	-
Transfer to Reserves during the year	-	-	3,299,134	-	6,939,607	7,393,938	-	(10,024,448)	(214,293)	(7,393,938)	(7,393,938)
Transfer from Reserves during the year	-	-	-	-	-	-	-	19,779	(266,895)	(247,046)	(247,046)
Transactions with Owners, directly recognized in Equity	-	-	-	-	-	-	-	-	-	-	-
Share Issued	-	-	-	-	-	-	-	-	-	-	-
Share Based Payments	-	-	-	-	-	-	-	-	-	-	-
Dividend to Equity-Holders	-	-	-	-	-	-	-	-	-	-	-
Bonus Shares Issued	-	-	-	-	-	-	-	-	-	-	-
Cash Dividend Paid	-	-	-	-	-	-	-	-	-	-	-
Previous year Adjustment	-	-	-	-	-	-	-	-	-	-	-
Total Contributions by and Distributions	-	-	3,299,134	-	6,939,607	7,393,938	-	6,491,003	(481,118)	23,642,563	23,642,563
Balance at Asar 31, 2080	519,000,000	1,809	17,697,304	-	16,309,874	8,123,816	-	27,759,962	355,183	589,247,949	589,247,949
Balance at Shrawan 01, 2080	519,000,000	1,809	17,697,304	-	16,309,874	8,123,816	-	27,759,962	355,183	589,247,949	589,247,949
Comprehensive Income for the year	-	-	-	-	-	-	-	40,741,584	-	40,741,584	-
Profit for the year	-	-	-	-	-	-	-	40,741,584	-	40,741,584	-
Other Comprehensive Income, Net of Tax	-	-	-	-	-	-	-	-	-	-	-
Gains/(losses) from investment in equity instruments measured at fair value	-	-	-	-	-	-	-	-	-	-	-
Gains/(losses) on revaluation	-	-	-	-	-	-	-	-	-	-	-
Actuarial gains/(losses) on defined benefit plans	-	-	-	-	-	-	-	-	-	-	-
Gains/(losses) on cash flow hedge	-	-	-	-	-	-	-	-	-	-	-
Exchange gains/(losses) arising from translating financial assets of foreign operation	-	-	-	-	-	-	-	-	-	-	-
Total Comprehensive Income for the year	-	-	-	-	-	-	-	40,741,584	-	40,741,584	-
Transfer to Reserves during the year	-	-	8,148,317	-	943,117	(427,816)	-	(9,839,812)	748,379	427,816	427,816
Transfer from Reserves during the year	-	-	-	-	-	-	-	-	(270,150)	(270,150)	(270,150)
Transactions with Owners, directly recognized in Equity	-	-	-	-	-	-	-	-	-	-	-
Share Issued	-	-	-	-	-	-	-	-	-	-	-
Share Based Payments	-	-	-	-	-	-	-	-	-	-	-
Dividend to Equity-Holders	-	-	-	-	-	-	-	-	-	-	-
Bonus Shares Issued	-	-	-	-	-	-	-	(1,038,000)	-	(1,038,000)	(1,038,000)
Cash Dividend Paid	-	-	-	-	-	-	-	(19,722,000)	-	-	-
Previous year Adjustment	-	-	-	-	-	-	-	-	-	-	-
Total Contributions by and Distributions	-	-	8,148,317	-	943,117	(427,816)	-	10,141,772	478,259	39,005,618	39,005,618
Balance at Asar 31, 2081	538,722,000	1,809	25,845,621	-	17,252,991	7,696,000	-	37,901,734	833,410	628,253,566	628,253,566

Date : 2081.09.02

Place : Pokhara, Nepal

Green Development Bank Ltd.
Statement of Cash Flows
 For the year ended 31 Asar 2081

Particulars	31.03.2081	31.03.2080
CASH FLOWS FROM OPERATING ACTIVITIES		
Interest Received	566,085,184	523,470,910
Fee and Other Income Received	20,001,282	16,089,615
Dividend Received	271,962	-
Receipts from Other Operating Activities	4,235,117	(1,042,546)
Interest Paid	(393,078,943)	(364,719,256)
Commissions and Fees Paid	(696,233)	(319,069)
Cash Payment to Employees	(63,359,316)	(49,884,116)
Other Expenses Paid	(59,600,543)	(85,090,143)
Operating Cash Flows before Changes in Operating Assets and Liabilities	73,858,510	38,505,395
(Increase) Decrease in Operating Assets		
Due from Nepal Rastra Bank	(68,591,378)	(60,756,482)
Placement with Banks and Financial Institutions	50,000,000	(50,000,000)
Other Trading Assets	-	-
Loans and Advances to BFIs	(211,798,916)	21,018,704
Loans and Advances to Customers	(648,754,297)	(725,201,820)
Other Assets	(6,935,591)	(42,349,370)
Increase (Decrease) in Operating Liabilities		
Due to Banks and Financial Institutions	(78,877,444)	(36,401,210)
Due to Nepal Rastra Bank	-	-
Deposit from Customers	1,067,853,086	1,018,617,362
Borrowings	8,750,000	25,000,000
Other Liabilities	2,875,153	11,932,865
Net Cash Flow from Operating Activities before Tax Paid	188,379,124	200,365,444
Income Tax Paid	(18,558,833)	(8,466,262)
Net Cash Flow from Operating Activities	169,820,290	191,899,182
CASH FLOWS FROM INVESTING ACTIVITIES		
Purchase of Investment Securities	(150,473,247)	(356,702,633)
Receipts from Sale of Investment Securities	-	-
Purchase of Property and Equipment	(4,566,777)	(20,197,643)
Receipts from Sale of Property and Equipment	-	-
Purchase of Intangible Assets	672,124	283,856
Purchase of Investment Properties	(5,135,217)	-
Receipts from Sale of Investment Properties	-	-
Interest Received	-	-
Dividend Received	-	-
Net Cash Used in Investing Activities	(159,503,117)	(376,616,420)

.....
Mr. Durga Prasad Shrestha
 Head: Finance & Planning

.....
Mr. Hari Bahadur Budhathoki
 Chief Executive Officer

.....
CA Prabin Subedi
Sujan Kafle & Associates
 Chartered Accountants

.....
Mr. Prajwol Shrestha
 Director

.....
Mr. Surya Prasad Lamsal
 Director

.....
Mrs. Narayani Devi Shrestha
 Director

.....
Mr. Manobigyan Shrestha
 Director

.....
Mr. Krishna Shankar Shrestha
 Director

.....
Mr. Ganesh Kumar Shrestha
 Chairman

Date : 2081.09.02
 Place : Pokhara, Nepal

GREEN DEVELOPMENT BANK LIMITED

As on Asar 31, 2081 (July 15, 2024)

SIGNIFICANT ACCOUNTING POLICIES AND NOTES TO THE FINANCIAL STATEMENTS

The accounting policies set out below have been applied consistently to all periods presented in these Financial Statements, unless otherwise indicated.

1. Reporting Entity

Green Development Bank Limited is a limited liability company domiciled in Nepal which has been in operation in Nepal since 2070 (BS). The development bank is registered with the Office of Company Registrar as a public limited company and carries out banking activities in Nepal under the license from Nepal Rastra Bank as Class “Kha” licensed institution (Regional Level-5 Districts (2076/02/14). The registered and corporate office of the bank is situated at New Road-08, Pokhara, Nepal, since 05/05/2076. Prior to this, the office was located in Baglung, Nepal.

The development bank offers maximum banking services of banking products and services including loans and advances, deposits etc. to wide range of clients encompassing individuals, corporates, large public sector companies, government corporations, etc. as authorized by the Nepal Rastra Bank (Central Bank of Nepal).

The development bank is listed on Nepal Stock Exchange and its stock symbol is “GRDBL”.

2. Basis of Preparation

The financial statements of the development bank have been prepared on accrual basis of accounting except the Cash Flow information, which is prepared on a cash basis, using the direct method. The financial statements comprise the Statement of Financial Position, Statement of Profit or Loss and Statement of Other Comprehensive Income, the Statement of Changes in Equity, the Statement of Cash Flows and the Notes to the Accounts of the Development bank. The accounting policies are consistently applied to all the years presented, except for the changes in accounting policies disclosed specifically.

2.1. Statement of Compliance

The financial statements have been prepared and approved by the Board of Directors in accordance with Nepal Financial Reporting Standards 2018 (NFRS) and as published by the Accounting Standards Board (ASB) Nepal and pronounced by The Institute of Chartered Accountants of Nepal (ICAN) and in the format issued by Nepal Rastra Bank in Directive No. 4 of NRB Directives, 2079.

Accounting Standard Board Nepal has resolved carve-outs for implementation of NFRS on September 13, 2018 (28, 2075) and November 20, 2019 (Mangsir 04, 2076). Bank has opted to use carve outs with alternative treatment specified therein as below:

Carve- Out Number	Alternative treatment	Bank's Treatment
5 (Sept 2018)	An entity shall assess at the end of each reporting period whether there is any objective evidence that a financial assets or group of financial assets measured at amortized cost is impaired. If any such evidence exists the entity shall apply paragraph 63 to determine the amount of any impairment loss unless the entity is bank and Financial Institution registered as per Bank and Financial Institution Act 2073. Such entities shall measure impairment loss on loan and advance as the higher of amount derived as per norms prescribed by Nepal Rastra Bank for Loan Loss provisioning and amount determined as per Para 63 of NAS 39 and shall apply impairment Para 63 of NAS 39 to measure the impairment loss on financial assets other than Loan and advances.	Bank has adopted NAS 39 for impairment of financial assets. For loan and advances to customers, impairment loss is taken as higher of regulatory requirement and NFRS requirement.

2.2. Reporting Period

Reporting Period is a period from the first day of Shrawan (mid-July) of any year to the last day of Asar (mid-July) of the next year as per Nepali calendar-

	Nepali Calendar	English Calendar
Current Year	2080/81	2023/24
Previous Year	2079/80	2022/23
Current Year Period	Shrawan 01, 2080 to Asar 31, 2081	July 17, 2023 to July 15, 2024
Previous Year Period	Shrawan 01, 2079 to Asar 31, 2080	July 17, 2022 to July 16, 2023

Responsibility for financial statements:

The board of directors of the Bank is responsible for the preparation of financial statements of the Bank which reflects a true and fair view of the financial position and performance of the Bank. The board is of the view that the financial statements in its entirety have been prepared in conformity with the prevailing financial reporting standards, regulations of the Nepal Rastra Bank and the requirements of the Companies Act. The board of directors acknowledges their

responsibility for financial statements as set out in the ‘Statement of Director’s Responsibility’ and in the certification on the statement of financial position.

2.3. Functional and Presentation Currency

The financial statement of the development bank is presented in Nepalese Rupees (NPR), which is the currency of the primary economic environment in which it operates. Financial information is presented in Nepalese Rupees. There was no change in the presentation and functional currency during the year under review. The figures are rounded to nearest integer, except otherwise indicated.

2.4. Use of Estimates, Assumptions and Judgment

The preparation of the financial statements in accordance with NFRS requires management to make judgements, estimates and assumptions in applying the accounting policies that affect the reported amounts of assets, liabilities, income and expenses.

Due to the inherent uncertainty in making estimates, actual results reported in future periods may be based upon amounts which differ from those estimates. Estimates, judgements and assumptions are periodically evaluated and are based on historical experience and other factors, including expectations of future events that are believed to be reasonable under the circumstances. Revisions to accounting estimates are recognized prospectively.

Further information about key assumptions concerning the future, and other key sources of estimation uncertainty and judgement, are set out in the relevant disclosure notes for the following areas:

2.4.1 Going Concern

The Management has made an assessment on the Bank’s ability to continue as a going concern and is satisfied that it has the resources to continue in business for the foreseeable future. Furthermore, management is not aware of any material uncertainties that may cast significant doubt upon the Bank’s ability to continue as a going concern. Therefore, the Financial Statements continue to be prepared on the going concern basis.

2.4.2 Commitment and Contingent Liabilities

All discernible risks are accounted for in determining the amount of all known and measurable liabilities. Contingent liabilities are possible obligations whose existence will be confirmed only by uncertain future events or present obligations where the transfer of economic benefit is not probable or cannot be reliably measured. Contingent liabilities are not recognized in the Statement of Financial Position but are disclosed unless it is considered remote that the Bank will be liable to settle the possible obligation.

2.4.3 Fair Value of Financial Instruments

When the fair value of financial assets and financial liabilities, recorded in the Statement of Financial Position cannot be derived from active markets, they are determined using a variety of valuation techniques that include the use of mathematical models. The inputs to these models

are taken from observable markets where possible, however, if such data are not available, a degree of judgement is exercised in establishing fair values which minimizes the effect of use of unobservable inputs.

2.4.4 Impairment Losses on Loans and Advances

Institute of Chartered Accountants of Nepal (ICAN) has issued and made applicable NFRS 9 – Financial Instruments for recognition and measurement of financial assets and financial liabilities with a carve out for impairment of loans and advances for banks and financial institutions. The bank has opted this carve out for measuring impairment of loans and advances together with the provisions prescribed by NRB for measurement of loan loss provision in NRB Directives, 2079. Details of such carve-out has been discussed in Note 2.1.

Accordingly, impairment loss on financial assets – loans and advances are measured and recognized at the higher of:

- Loan loss provision amount derived as prescribed in directive no. 02/80 of NRB; and
- Impairment loss amount determined as per Incurred Loss Model specified in NAS 39.

2.5. Changes in Accounting Policies

The principal accounting policies adopted in the preparation of financial statements are set out in relevant notes for each item of the financial statements. Accounting policies have been consistently applied to all the years presented, unless otherwise stated. There are no changes in accounting policies in current fiscal year.

2.6. New Reporting standards issued but not effective

A number of new standards and amendments to the existing standards and interpretations have been issued by IASB after the pronouncements of NFRS with varying effective dates. Those become applicable when ASB Nepal incorporates them within NFRS.

For the reporting of financial instruments, NAS 32 Financial Instruments Presentation, NAS 39 Financial Instruments Recognition and Measurements and NFRS 7 Financial Instruments – Disclosures have been applied.

NFRS-9 has been complied for the classification of Financial Instruments.

Few carve- outs on applicable Accounting Standards as provided by the Institute of Chartered Accountants of Nepal have been used by the Bank, the quantitative and qualitative impacts of the same have been disclosed.

2.7. New Standards and Interpretation not adopted

The following amendments are not mandatory for 2023-24 and have not been early adopted by the bank. The Bank is still currently assessing the detailed impact of these amendments.

Expected Credit Loss Model of Impairment as per NFRS-9

Though NFRS-9 has been made effective from 16 July 2021, carve out has been provided to adopt expected credit loss model of impairment. Expected Credit Loss Model (ECL) of Impairment. The Expected Credit Loss (ECL) model is a forward-looking model. The ECL estimates are unbiased, probability-weighted, and include supportable information about past events, current conditions, and forecasts of future economic conditions.

Under the general approach, IFRS 9 recognizes three stage approach to measure expected credit losses and recognized interest income.

Stage 1: 12-month ECL – No significantly increased credit risk. Financial instruments that have not had a significant increase in credit risk since initial recognition require, at initial recognition a provision for ECL associated with the probability of default events occurring within the next 12 months (12-month ECL). For those financial assets with a remaining maturity of less than 12 months, a Probability of Default (PD) is used that corresponds to the remaining maturity. Interest will be calculated on the gross carrying amount of the financial asset before adjusting for ECL.

Stage 2: Lifetime ECL – Significantly increased credit risk in the event of a significant increase in credit risk since initial recognition, a provision is required for the lifetime ECL representing losses over the life of the financial instrument (lifetime ECL). Interest income will continue to be recognized on a gross basis.

Stage 3: Lifetime ECL – Defaulted Financial instruments that move into Stage 3 once credit impaired and purchases of credit impaired assets will require a lifetime provision. Interest income will be calculated based on the gross carrying amount of the financial asset less ECL. The management is still assessing the potential impact on its financial statements, if the Expected Credit Loss (ECL) model is introduced.

2.8. Discounting

When the realization of assets and settlement of obligation is for more than one year, the Bank considers the discounting of such assets and liabilities where the impact is material. Various internal and external factors have been considered for determining the discount rate to be applied to the cash flows of company.

2.9. Materiality and Aggregation

Each material class of similar items is presented separately in the Financial Statements. Items of dissimilar nature or function are presented separately, unless they are immaterial as permitted by the Nepal Accounting Standard – NAS 1 on ‘Presentation of Financial Statements’. Notes to the Financial Statements are presented in a systematic manner which ensures the understandability and comparability of Financial Statements of the development bank. Understandability of the Financial Statements is not compromised by obscuring material information with immaterial information or by aggregating material items that have different natures or functions.

2.10. Prior Period Errors

Prior Period Errors are omissions or misstatements in an entity’s financial statements. Such omissions may relate to one or more prior periods. Correction of an error is done by calculating the cumulative effect of the change on the financial statements of the period as if new method or estimate had always been used for all the affected prior years’ financial statements. Sometimes such changes may not be practicable. In such cases, it is applied to the latest period possible by making corresponding adjustment to the opening balance of the period.

3. Significant Accounting Policies

The principal accounting policies applied by the development bank in the preparation of these financial statements are presented below. These policies have been consistently applied to all the years presented unless stated otherwise.

3.1. Basis of Measurement

The Financial Statements of the development bank have been prepared on the historical cost basis, except for the following material items in the Statement of Financial Position:

- Available for sale investments (quoted) are measured at fair value.
- Liabilities for defined benefit obligations are recognized at the present value of the defined benefit obligation less the fair value of the plan assets.
- Financial assets and financial liabilities held at amortized cost at measured using a rate that is a close approximation of effective interest rate.

3.2. Basis of consolidation

The bank does not have control over any other entity for consolidation of financial statements. Thus, no consolidated financial statements are required to be prepared.

3.3. Cash and cash equivalents

Cash and Cash Equivalents include cash in hand, balances with banks and money at call and at short notice. These are subject to insignificant risk of changes in their fair value and are used by the bank in the management of short-term commitments.

3.4. Financial assets and Financial Liabilities

3.4.1. Initial Recognition

a. Date of Recognition

All financial assets and liabilities are initially recognized on the trade date, i.e., the date on which the development bank becomes a party to the contractual provisions of the instrument. This includes 'regular way trades. Regular way trade means purchases or sales of financial assets that required delivery of assets within the time frame generally established by regulation or convention in the market place.

Investment in Share, debenture, government bond, NRB bond, reverse repo, outright purchase shall be recognized in the books when the Development Bank made commitment to purchase such securities.

3.4.2. Classification and Subsequent Measurement of Financial Instruments

1. Classification and Subsequent Measurement of Financial Assets

Development bank has classified financial asset on the basis of purpose for which it has hold such financial asset (Business Model Test)

Financial assets have been divided into following categories

(a) Financial asset measured at amortized cost

Financial asset is measured at mortised cost if both of the following condition are met

- The asset is held within a business model whose objective is to hold assets in order to collect contractual cash flows; and
 - The contractual terms of the financial asset give rise on specified dates to cash flows that are solely payments of principal and interest on the principal amount outstanding.
- (b) Financial asset measured at fair value
- Fair value through other comprehensive income—financial assets are classified and measured at fair value through other comprehensive income if they are held in a business model whose objective is achieved by both collecting contractual cash flows and selling financial assets.
 - Fair value through profit or loss—any financial assets that are not held in one of the two business models mentioned are measured at fair value through profit or loss.

2. Classification and Subsequent Measurement of Financial Liabilities

At the inception, the development bank determines the classification of its financial liabilities. Accordingly, financial liabilities are classified as:

- a. Financial liabilities at fair value through profit or loss
 - i. Financial liabilities held for trading
 - ii. Financial liabilities designated at fair value through profit or loss
- b. Financial liabilities at amortized cost

(a) **Financial Liabilities at Fair Value through Profit or Loss**

Financial Liabilities at fair value through profit or loss include financial liabilities held for trading and financial liabilities designated upon initial recognition as fair value through profit or loss. Subsequent to initial recognition, financial liabilities at fair value through profit or loss are measured at fair value and changes therein are recognized in profit or loss.

(b) **Financial Liabilities at Amortized Cost**

Financial instruments issued by the development bank that are not classified as fair value through profit or loss are classified as financial liabilities at amortized cost, where the substance of the contractual arrangement results in it having an obligation either to deliver cash or another financial asset to another institution, or to exchange financial assets or financial liabilities with another institution under conditions that are potentially unfavorable to the development bank or settling the obligation by delivering variable number of development bank's own equity instruments.

After initial recognition, such financial liabilities are subsequently measured at amortized cost using the effective interest rate method. Within this category, deposits and debt instruments with fixed maturity period have been recognized at amortized cost using the method that very closely approximates effective interest rate method. The amortization is included in 'Interest Expenses' in the Statement of Profit or Loss. Gains and losses are recognized in the Statement of Profit or Loss when the liabilities are derecognized.

3.4.3. De-recognition of Financial Assets and Liabilities

3.4.3. De-recognition of Financial Assets and Liabilities

a. De-recognition of Financial Assets

The development bank derecognizes a financial asset (or where applicable a part of financial asset or part of a group of similar financial assets) when:

- The rights to receive cash flows from the asset have expired; or
- The development bank has transferred its rights to receive cash flows from the asset or
- The development bank has assumed an obligation to pay the received cash flows in full without material delay to a third party under a 'pass-through' arrangement and either development bank has transferred substantially all the risks and rewards of the asset or it has neither transferred nor retained substantially all the risks and rewards of the asset, but has transferred control of the asset.

b. De-recognition of Financial Liabilities

A financial liability is derecognized when the obligation under the liability is discharged or cancelled or expired. Where an existing financial liability is replaced by another from the same lender on substantially different terms or the terms of an existing liability are substantially modified, such an exchange or modification is treated as de-recognition of the original liability and the recognition of a new liability. The difference between the carrying value of the original financial liability and the consideration paid is recognized in profit or loss.

Amortized Cost Measurement

The Amortized cost of a financial asset or liability is the amount at which the financial asset or liability is measured at initial recognition, minus principal repayments, plus or minus the cumulative amortization using the effective interest method of any difference between the initial amount recognized and the maturity amount, minus any reduction for impairment.

3.4.4. Fair Value Measurement

Fair value' is the price that would be received to sell an asset or paid to transfer a liability (exit price) in an orderly transaction between market participants at the measurement date in the principal or, in its absence, the most advantageous market to which the Bank has access at that date. The fair value of liability reflects its non-performance risk.

The fair values are determined according to the following hierarchy as per NFRS 13:

Level 1 inputs are quoted prices in active markets for identical assets or liabilities that the entity can access at the measurement date. (PARA 76)

Level 2 inputs are inputs other than quoted market prices included within Level 1 that are observable for the asset or liability, either directly or indirectly. (PARA 81)

Level 3 inputs are unobservable inputs for the asset or liability. (PARA 86)

The Bank measures the fair value of an instrument using quoted prices in an active market if available. A market is regarded as active if quoted prices are readily and regularly available and represent actual and regularly occurring market transaction on arm's length basis. Further, all unquoted investments are recorded at cost.

3.4.5. Impairment of Financial Assets

The development bank assesses at each reporting date, whether there is any objective evidence that a financial asset or group of financial assets not carried at fair value through profit or loss is impaired. A financial asset or group of financial assets is deemed to be impaired if and only if there is objective evidence of impairment as a result of one or more events, that have occurred after the initial recognition of the asset (an 'incurred loss event') and that loss event (or events) has an impact on the estimated future cash flows of the financial asset or group of financial assets that can be reliably estimated.

Evidence of impairment may include:

Indications that the borrower or a group of borrowers is experiencing significant financial difficulty; the probability that they will enter bankruptcy or other financial reorganization; Default or delinquency in interest or principal payments; And where observable data indicates that there is a measurable decrease in the estimated future cash flows, such as changes in arrears or economic conditions that correlate with defaults.

a. Impairment of Financial Assets carried at Amortized Cost

For financial assets carried at amortized cost, such as amounts due from banks, held to maturity investments etc., the development bank first assesses individually whether objective evidence of impairment exists for financial assets that are individually significant or collectively for financial assets that are not individually significant. In the event development bank determines that no objective evidence of impairment exists for an individually assessed financial asset, it includes the asset in a group of financial assets with similar credit risk characteristics such as collateral type, past due status and other relevant factors and collectively assesses them for impairment. However, assets that are individually assessed for impairment and for which an impairment loss is or continues to be recognized are not included in a collective assessment of impairment.

If there is objective evidence that an impairment loss has been incurred, the amount of the loss is measured as the difference between the assets' carrying amount and the present value of estimated future cash flows (excluding future expected credit losses that have not yet been incurred). The carrying amount of the asset is reduced through the use of an allowance account and the amount of the loss is recognized in the income statement. Interest income continues to be accrued on the reduced carrying amount and is accrued using the rate of interest used to discount the future cash flows for the purpose of measuring the impairment loss.

i. Individually Assessed Financial Assets

The criteria used to determine whether there is objective evidence of impairment include and not limited to:

- Known Cash Flow difficulties experienced by the borrowers;
- Past due contractual payments of either principal or interest;
- Breach of loan covenants or conditions;
- The probability that the borrower will enter bankruptcy or other financial reorganization; and
- A significant downgrading in credit rating by an external credit rating agency.

If there is objective evidence that an impairment loss on financial assets measured at amortized cost has been incurred, the amount of the loss is measured by discounting the expected future cash flows of a financial asset at its original effective interest rate and comparing the resultant present value with the financial asset's current carrying amount. The impairment allowances on individually significant accounts are reviewed more regularly when circumstances require. This normally encompasses re-assessment of the enforceability of any collateral held and the timing and amount of actual and anticipated receipts. Individually assessed impairment allowances are only released when there is reasonable and objective evidence of reduction in the established loss estimate. Interest on impaired assets continues to be recognized through the unwinding of the discount.

Loans together with the associated allowance are written off when there is no realistic prospect of future recovery and all collateral has been realized or has been transferred to the development bank. If, in a subsequent year, the amount of the estimated impairment loss increases or decreases because of an event occurring after the impairment was recognized, the previously recognized impairment loss is increased or reduced by adjusting the allowance account. If a future write off is later recovered, the recovery is credited to the impairment charges for loans and other losses.

When impairment losses are determined for those financial assets where objective evidence of impairment exists, the following common factors are considered:

- The development bank's aggregate exposure to the customer;
- The viability of the customer's business model and their capacity to trade successfully out of financial difficulties and generate sufficient cash flows to service debt obligations;
- The amount and timing of expected receipts and recoveries;
- The extent of other creditors' commitments ranking ahead of, or *pari-pasu* with the development bank and the likelihood of other creditors continuing to support the company;
- The realizable value of security and likelihood of successful repossession;

About 20 to 30 percent of total exposure has selected for individual impairment. NRB provision and loan limit has considered as basis of selection. After that such loans are tested

for impairment on several possible criteria. Loans which are not individually impaired has been reclassified for collective impairment.

ii. *Collectively Assessed Financial Assets*

Impairment is assessed on a collective basis in two circumstances:

- To cover losses which have been incurred but have not yet been identified on loans subject to individual assessment; and
- For homogeneous groups of loans that are not considered individually significant.

Implemented Policy

As per the decision of ICAN on NFRS carve out, impairment shall be recognized higher of NRB provision and impairment computed as per NFRS 39. Impairment under impairment testing as under NFRS is amounting to Rs 11,814,916 which is less than impairment computed under NRB provision amounting to Rs 132,284,610. Hence, Development Bank has recognized higher amount of impairment amounting to as per NRB provision.

3.5. Trading Assets

The Bank classifies financial assets or financial liabilities as held for trading when they have been purchased or issued primarily for short term profit making through trading activities or form part of a portfolio of financial instruments that are managed together for which there is evidence of a recent pattern of short-term profit taking.

3.6. Derivative Financial Instruments

A derivative is a financial instrument whose value changes in response to the change in an underlying variable such as an interest rate, commodity or security price, or index; that requires no initial investment, or one that is smaller than would be required for a contract with similar response to changes in market factors; and that is settled at a future date.

Forward contracts are the contracts to purchase or sell a specific quantity of a financial instrument, a commodity, or a foreign currency at a specified price determined at the outset, with delivery or settlement at a specified future date. Settlement is at maturity by actual delivery of the item specified in the contract, or by a net cash settlement.

The bank does not have any derivative assets or liabilities.

3.7. Property, Plant and Equipment

a. Recognition

All property, plant and equipment are stated at cost less accumulated depreciation and impairment losses. Cost includes expenditure that is directly attributable to the acquisition of the assets. Assets are recognized only when it is probable that future economic benefits associated with the item will flow to the bank and the cost of the item can be measured reliably.

b. Measurement

An item of property, plant and equipment that qualifies for recognition as an asset is initially measured at its cost. Cost includes expenditure that is directly attributable to the acquisition of the asset and cost incurred subsequently to add to, replace part of an item of property, plant & equipment. The cost of self-constructed assets includes the cost of materials and direct labor, any other costs directly attributable to bringing the asset to a working condition for its intended use and the costs of dismantling and removing the items and restoring the site on which they are located. Purchased software that is integral to the functionality of the related equipment is capitalized as part of computer equipment. When parts of an item of property or equipment have different useful lives, they are accounted for as separate items (major components) of property, plant and equipment.

At each balance sheet date, the assets' residual values and useful lives are reviewed, and adjusted if appropriate, including assessing for indicators of impairment. In the event that an asset's carrying amount is determined to be greater than its recoverable amount, the asset is written down to the recoverable amount. Gains and losses on disposals are included in the Statement of Profit or Loss.

Fixed asset amounting less than Rs 5,000 was not recognized as PPE rather charged off to revenue.

c. Depreciation

Depreciation is calculated by using the written down value method on cost or valuation of the Property & Equipment other than freehold land and leasehold properties. Depreciation on leasehold properties is calculated by using the straight-line method on cost or valuation of the property. The rates of depreciations are given below:

Rate of Depreciation per annum (%)

Asset Category	For the year ended 16 July 2023	For the year ended 16 July 2022
Buildings	5%	5%
Motor Vehicles	20%	20%
Computer Equipment	25%	25%
Furniture, Office Equipment	25%	25%
Other Assets	15%	15%
Leasehold Properties	10 years (SLM Basis)	10 years (SLM Basis)

d. Changes in Estimates

The asset's methods of depreciation are reviewed, and adjusted if appropriate, at each financial year end.

e. Capital Work in Progress

These are expenses of capital nature directly incurred in the construction of buildings, major plant and machinery and system development, awaiting capitalization.

f. De-recognition

The carrying amount of an item of property, plant and equipment is derecognized on disposal or when no future economic benefits are expected from its use. The gain or loss arising from de-recognition of an item of property, plant and equipment is included in the Statement of Profit or Loss when the item is derecognized.

3.8. Goodwill and Intangible Assets

Goodwill

Goodwill is recognized when purchase consideration is more than fair value of net assets of entity in case of business combination. After initial recognition, goodwill is value at cost less impairment. Goodwill is tested for impairment every year with or without any indication of impairment.

Intangible Assets

Intangible assets include externally generated capitalized software enhancements. Intangible assets, which have been determined to have a finite useful life are amortized on a straight-line basis over their estimated useful life. Initially, intangible assets are measured at fair value. Intangible assets with finite useful lives are reviewed at each reporting date to assess whether there is any indication that they are impaired. If any such indication exists the recoverable amount of the asset is determined and, in the event, that the asset's carrying amount is greater than its recoverable amount, it is written down immediately. Subsequently, intangible assets are measured at amortized cost on the basis of useful life of intangible assets

Computer Software & Licenses

Cost of purchased licenses and all computer software costs incurred, licensed for use by the development bank, which are not integrally related to associated hardware, which can be clearly identified, reliably measured, and it's probable that they will lead to future economic benefits, are included in the Statement of Financial Position under the category 'Intangible assets' and carried at cost less accumulated amortization and any accumulated impairment losses. Intangible asset amounting less than Rs 5,000 was charged off to revenue.

Amortization of Intangible Assets

Intangible Assets, except for goodwill, are amortized on a straight-line basis in the Statement of Profit or Loss from the date when the asset is available for use, over the best of its useful economic life based on a pattern in which the asset's economic benefits are consumed by the development bank. Amortization methods, useful lives, residual values are reviewed at each financial year end and adjusted if appropriate. The development bank assumes following useful life of intangible assets.

Asset Category	For the year ended 15 July 2024	For the year ended 16 July 2023
Computer Software	5 years	5 years
Licenses	5 years	5 years

3.9. Investment Property and Non-current Assets held for sale

3.8.1 Investment Property

Investment properties include land or land and buildings other than those classified as property and equipment and non-current assets held for sale. Generally, it includes land, land and building acquired by the Bank as non-banking assets but not sold as on the reporting date. The Bank holds investment property that has been acquired through enforcement of security over the loans and advances.

Measurement

Investment property is accounted for under Cost Model in the Financial Statements. Accordingly, after recognition as an asset, the property is carried at its cost, less impairment losses. If any property is reclassified to investment property due to changes in its use, fair value of such property at the date of reclassification becomes its cost for subsequent accounting.

De-recognition

Investment properties are derecognized when they are disposed of or permanently withdrawn from use since no future economic benefits are expected. Transfers are made to and from investment property only when there is a change in use. When the use of a property changes such that it is reclassified as Property, Plant and Equipment, its fair value at the date of reclassification becomes its cost for subsequent accounting.

3.8.2 Non-current Assets held for sale

Non-current assets (or disposal groups) are classified as assets held for sale and carried at lower of carrying amount and fair value less costs to sell if their carrying amount is recovered principally through a sale transaction rather than through continuing use. The assets are not depreciated or amortized while they are classified as held for sale. Any impairment loss on initial classification and subsequent measurement is recognized as an expense. Any subsequent increase in fair value less costs to sell (not exceeding the accumulated impairment loss that has been previously recognized) is recognized in the statement of Profit or Loss.

3.10. Income Tax

As per Nepal Accounting Standard- NAS 12 (Income Taxes) tax expense is the aggregate amount included in determination of profit or loss for the period in respect of current and deferred taxation.

A. Current Tax

Current tax assets and liabilities consist of amounts expected to be recovered from or paid to Inland Revenue Department in respect of the current year, using the tax rates and tax laws enacted or substantively enacted on the reporting date and any adjustment to tax payable in respect of prior years.

B. Deferred Tax

Deferred tax is provided on temporary differences at the reporting date between the tax bases of assets and liabilities and their carrying amounts for financial reporting purposes. Deferred tax liabilities are recognized for all taxable temporary differences except:

Deferred tax assets are recognized for all deductible temporary differences, carried forward unused tax credits and unused tax losses (if any), to the extent that it is probable that the taxable profit will be available against which the deductible temporary differences, carried forward unused tax credits and unused tax losses can be utilized except.

Current and deferred tax assets and liabilities are offset only to the extent that they relate to income taxes imposed by the same taxation authority.

3.11. Deposits, debt securities issued and subordinated liabilities

Deposits, debt securities issued and subordinated liabilities are the bank's sources of funding. Deposits include non-interest-bearing deposits, saving deposits, term deposits, call deposits and margin deposits. The estimated fair value of deposits with no stated maturity period is the amount repayable on demand. The fair value of fixed interest-bearing deposits is considered as the interest receivable on these deposits plus carrying amount of these deposits. The fair value of debt securities issued is also considered as the carrying amount of these debt securities issued. Sub-ordinated liabilities are liabilities subordinated, at the event of winding up, to the claims of depositors, debt securities issued and other creditors.

3.12. Provisions

A provision is recognized if, as a result of a past event, the bank has a present legal or constructive obligation that can be estimated reliably, and it is probable that an outflow of economic benefits will be required to settle the obligation. The amount recognized is the best estimate of the consideration required to settle the present obligation at the reporting date, taking in to account the risks and uncertainties surrounding the obligation at that date. Where a provision is measured using the cash flows estimated to settle the present obligation, its carrying amount is determined based on the present value of those cash flows. A provision for onerous contracts is recognized when the expected benefits to be derived by the development bank from a contract are lower than the unavoidable cost of meeting its obligations under the contract. The provision is measured as the present value of the lower of the expected cost of terminating the contract and the expected net cost of continuing with the contract. Provision is not recognized for future operating losses.

Before a provision is established, the development bank recognizes any impairment loss on the assets associated with that contract. The expense relating to any provision is presented in the Statement of Profit or Loss net of any reimbursement.

3.13. Revenue Recognition

Revenue is recognized to the extent that it is probable that the economic benefits will flow to development bank and the revenue can be reliably measured. The following specific recognition criteria must also be met before revenue is recognized.

A. Interest Income

For all financial assets measured at amortized cost, interest bearing financial assets classified as Fair value through other comprehensive income, interest income is recorded using the rate that closely approximates the EIR because the development bank considers that the cost of exact calculation of effective interest rate method exceeds the benefit that would be derived from such compliance. EIR is the rate that exactly discounts estimated future cash payments or receipts through the expected life of the financial instrument or a shorter period, where appropriate, to the net carrying amount of the financial asset or financial liability.

Further, Interest income on Loans and Advances is recognized as per the guideline on recognition of interest income, 2019 issued by NRB.

B. Fee and Commission Income

Fees earned for the provision of services over a period of time are accrued over that period. These fees include Service fees, commission income. Loan syndication fees are recognized as revenue when the syndication has been completed and the development bank retained no part of the loan package for itself, or retained a part at the same effective interest rate as for the other participants. Portfolio and other management advisory fees and service distribution fees are recognized based on the applicable contracts, usually on a time apportionment basis.

C. Dividend Income

Dividend income on equity instruments are recognized in the statement of profit and loss within other income when the development bank's right to receive payment is established.

D. Net Trading Income

Net trading income comprises gains less losses relating to trading assets and liabilities, and includes all realized interest, dividend and foreign exchange differences as well as unrealized changes in fair value of trading assets and liabilities.

E. Net Income from other financial instrument at fair value through Profit or Loss

Trading assets such as equity shares and mutual fund are recognized at fair value through profit or loss. No other financial instrument is designated at fair value through profit or loss. The development bank has no income under the heading net income from other financial instrument at fair value through profit or loss.

3.14. Interest Expense

For financial liabilities measured at amortized cost using the rate that closely approximates effective interest rate, interest expense is recorded using such rate. EIR is the rate that exactly discounts estimated future cash payments or receipts through the expected life of the financial instrument or a shorter period, where appropriate, to the net carrying amount of the financial asset or financial liability.

3.15. Employee Benefits

Employee benefits include:

- I. Short term employee benefits are measured on an undiscounted basis and are expenses as the related service is provided. A liability is recognized for the amount expected to be paid under short term cash bonus or profit-sharing plans if the Development bank has present legal or constructive obligation to pay this amount as a result of past service provided by the employee and the obligation can be estimated reliably. Short term employee benefit includes following benefits which is expected to be paid within 12 months from reporting period.
 - a. Wages, salaries and social security contributions;
 - b. annual leave and paid sick leave;
 - c. Profit sharing and bonuses, and
 - d. Non-monetary benefits (such as medical care, housing, cars and free or subsidized goods or services) for current employees
- II. Post employments benefits are as follows:

A. Defined Contribution Plans

A defined contribution plan is a post-employment benefit plan under which a financial institution pays fixed contribution into a separate bank (a fund) and will have no legal or constructive obligation to pay further contributions if the fund does not hold sufficient assets to pay all employee benefits relating to employee services in the current and prior periods, as defined in Nepal Accounting Standards – NAS 19 (Employee Benefits).

The contribution payable by the employer to a defined contribution plan in proportion to the services rendered to Development bank by the employees and is recorded as an expense under ‘Personnel expense’ as and when they become due. Unpaid contribution is recorded as a liability under ‘Other Liabilities’.

The bank contributed 10% on the basic salary (including grade) of each employee to the Employees’ Provident Fund. The above expenses are identified as contributions to ‘Defined Contribution Plans’ as defined in Nepal Accounting Standards – NAS 19 (Employee Benefits).

Gratuity is also the part of defined contribution plan. The bank contributed 8.33% on the basic salary (including grade) of each employee towards Gratuity. The amount has been deposited with Citizen Investment Trust (CIT) as per the by-law of the bank.

B. Defined Benefit Plans

Bank has not made any benefit to its employees under defined benefit plans.

C. Leave Salary

The employees of the Bank are entitled to carry forward a part of their unavailed/ unutilized leave subject to a maximum limit. The employees can encash unavailed/ unutilized leave partially in terms of Employee Service Byelaws of the Bank. The Bank accounts for the liability for entire accumulated outstanding leave balance on accrual basis as per higher of actuarial valuation or provision for leave liability as calculated by the bank.

3.16. Leases

Lease accounting has been prepared according to NFRS 16 “Leases”. Upon lease commencement the bank has recognized a right-of-use asset and a lease liability. The right-of-use asset is initially measured at the amount of the lease liability plus any initial direct costs incurred by the bank. After lease commencement, bank has measured the right-of-use asset using a cost model.

Under the cost model a right-of-use asset is measured at cost less accumulated depreciation and accumulated impairment.

The lease liability is initially measured at the present value of the lease payments payable over the lease term, discounted at the borrowing yield rate of the bank.

3.17. Foreign Currency Transactions, Translation and Balance

All foreign currency transactions are translated into the functional currency, which is Nepalese Rupees, using the exchange rates prevailing at the dates when the transactions were affected.

Monetary assets and liabilities denominated in foreign currencies at the reporting date are translated to Nepalese Rupees using the spot foreign exchange rate ruling at that date and all differences arising on non-trading activities are taken to ‘Other Operating Income’ in the Statement of Profit or Loss.

However, the bank has no foreign exchange transactions and thus no any income related to such transaction.

3.18. Financial guarantee and loan commitment

A financial guarantee contract is a contract that requires the issuer to make specified payments to reimburse the holder for a loss it incurs because a specified debtor fails to make payment when due. Financial guarantee contracts may have various legal forms, such as a guarantee, some types of letters of credit, etc. Where the development bank has confirmed its intention to provide funds to a customer or on behalf of a customer in the form of loans, overdrafts, etc. whether cancellable or not and the development bank had not made payments at the reporting date, those instruments are included in these financial statements as commitments.

However, the company does not have any such financial guarantee and loan commitment.

3.19. Share capital and reserves

The Bank applies NAS 32, Financial Instruments: Presentation, to determine whether funding is either a financial liability (debt) or equity. Issued financial instruments or their components are classified as liabilities if the contractual arrangement results in the bank having a present obligation to either deliver cash or another financial asset, or a variable number of equity shares, to the holder of the instrument.

Dividends and other returns to equity holders are recognized when paid or declared by the members at the AGM and treated as a deduction from equity.

3.20. Earnings per share

The bank presents basic and diluted Earnings Per Share (EPS) data for its ordinary shares. Basic EPS is calculated by dividing the profit and loss attributable to ordinary equity holders of the

development bank by the weighted average number of ordinary shares outstanding during the period. Diluted EPS is determined by adjusting both the profit and loss attributable to the ordinary equity holders and the weighted average number of ordinary shares outstanding, for the effects of all dilutive potential ordinary shares, if any.

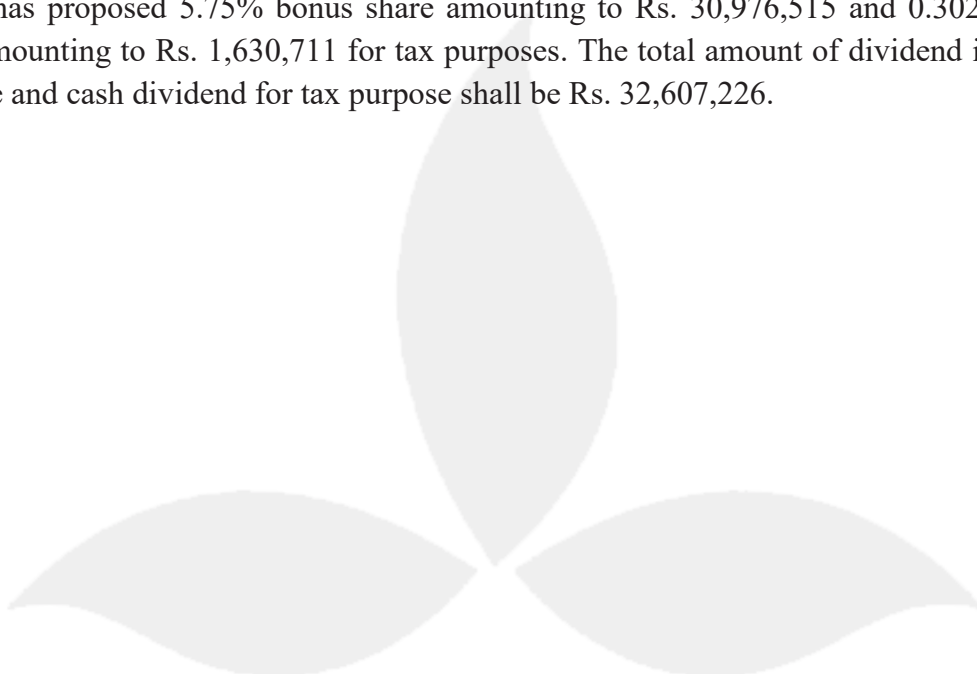
Earnings per share is calculated and presented in the face of Statement of Profit and loss.

3.21. Segment reporting

The development bank has identified the key segments of business on the basis of business on the nature of banking operations. It helps management to assess the performance of the business segments. The business segments identified are Banking (including Loans and Deposits), Cards, Remittance and Treasury.

3.22. Proposed Dividend

The Bank has proposed 5.75% bonus share amounting to Rs. 30,976,515 and 0.3027% cash dividend amounting to Rs. 1,630,711 for tax purposes. The total amount of dividend including bonus share and cash dividend for tax purpose shall be Rs. 32,607,226.



Green Development Bank Ltd.

Notes to Financial Statements

For the year ended 31 Asar 2081

Cash and Cash Equivalent

4.1

Particulars	NPR	
	31.03.2081	31.03.2080
Cash in Hand	68,130,677	52,970,331
Balances with BFIs	558,591,259	565,170,399
Money at Call and Short Notice	-	-
Other	-	-
Total	626,721,937	618,140,730

Due from Nepal Rastra Bank

4.2

Particulars	NPR	
	31.03.2081	31.03.2080
Statutory Balances with NRB	230,572,773	161,981,395
Securities purchased under Resale Agreement	-	-
Other Deposit and Receivable from NRB	-	-
Total	230,572,773	161,981,395

Placements with Banks and Financial Institutions

4.3

Particulars	NPR	
	31.03.2081	31.03.2080
Placement with Domestic BFIs	-	50,000,000
Placement with Foreign BFIs	-	-
Less: Allowances for Impairment	-	-
Total	-	50,000,000

Derivative Financial Instruments

4.4

Particulars	NPR	
	31.03.2081	31.03.2080
<i>Held for Trading</i>	-	-
Interest Rate Swap	-	-
Currency Swap	-	-
Forward Exchange Contracts	-	-
Others	-	-
<i>Held for Risk Management</i>	-	-
Interest Rate Swap	-	-
Currency Swap	-	-
Forward Exchange Contracts.	-	-
Others	-	-
Total	-	-

Other Trading Assets

4.5

Particulars	NPR	
	31.03.2081	31.03.2080
Treasury Bills	-	-
Government Bonds	-	-
NRB Bonds	-	-
Domestic Corporate Bonds	-	-
Equities	-	-
Other Trading Assets	-	-
Total	-	-

Loans and Advances to BFIs

4.6

Particulars	NPR	
	31.03.2081	31.03.2080
Loans to Micro-Finance Institutions	217,440,272	3,159,466
Other	-	-
Allowances for Impairment	(2,609,283)	(41,073)
Sub-Total	214,830,989	3,118,393
Interest Receivable	99,493	13,173
Total	214,930,482	3,131,566

4.6.1 Allowances for Impairment

Balance at Shrawan 01	41,073	-
Impairment Losss for the year:	-	41,073
Charge for the year	2,568,210	
Recoveries/Reversal	-	41,073
Amount Written Off		
Balance at Asar End	2,609,283	41,073

Loans and Advances to Customers

4.7

Particulars	NPR	
	31.03.2081	31.03.2080
Loans and Advances measured at Amortized Cost	4,045,497,185	3,369,620,349
Less: Impairment Allowances	-	-
Collective Impairment	(62,272,238)	(50,937,751)
Individual Impairment	(67,403,089)	(53,674,710)
Interest Receivable	30,039,188	32,098,863
Net Amount	3,945,861,047	3,297,106,750
Loans and Advances measured at FVTPL	-	-
Total	3,945,861,047	3,297,106,750

4.7.1: Analysis of Loans and Advances - By Product

Particulars	NPR	
	31.03.2081	31.03.2080
Product		
Term Loans	2,314,211,588	1,543,052,030
Overdraft	329,367,642	316,265,434
Trust Receipt/Import Loans	-	-
Demand and other Working Capital Loans	131,351,073	8,078,857
Personal Residential Loans	716,354,527	599,088,402
Real Estate Loans	56,387,825	59,019,866
Margin Lending Loans	38,773,510	22,671,957
Hire Purchase Loans	163,628,166	152,374,611
Deprived Sector Loans	228,653,046	386,976,088
Bills Purchased	-	-
Staffs Loans	85,579,513	36,240,227
Other	1,688,144	245,852,877
Sub-Total	4,065,995,035	3,369,620,348
Interest Receivable	30,039,188	32,098,863
Grand Total	4,096,034,223	3,401,719,211

4.7.2: Analysis of Loans and Advances - By Currency

Particulars	NPR	
	31.03.2081	31.03.2080
Nepalese Rupee	4,065,995,035	3,369,620,348
Indian Rupee	-	-
United States Dollar	-	-
Great Britain Pound	-	-
Euro	-	-
Japanese Yen	-	-
Chinese Yuan	-	-
Other	-	-
Sub-Total	4,065,995,035	3,369,620,348
Interest Receivable	30,039,188	32,098,863
Grand Total	4,096,034,223	3,401,719,211

4.7.3: Analysis of Loans and Advances - By Collateral

Particulars	NPR	
	31.03.2081	31.03.2080
Secured		
Moveable/Immoveable Assets	3,760,781,902	3,142,939,930
Gold and Silver	68,424,016	37,267,358
Guarantee of Domestic BFIs	-	-
Government Guarantee	-	-
Guarantee of International Rated Bank	-	-
Collateral of Export Document	-	-
Collateral of Fixed Deposit Receipt	62,927,057	78,320,436
Collateral of Government Securities	-	-
Counter Guarantee	-	-
Personal Guarantee	84,098,946	52,180,441
Other Collateral	89,763,114	58,912,184
Subtotal	4,065,995,035	3,369,620,348
Interest Receivable	30,039,188	32,098,863
Grand Total	4,096,034,223	3,401,719,211

4.7.4: Allowance for Impairment

Particulars	NPR	
	31.03.2081	31.03.2080
Specific Allowance for Impairment		
Balance at Shrawan 01	53,674,710	-
Impairment Loss for the year		
Charge for the year	13,728,379	53,674,710
Recoveries/Reversals during the year		
Write-Offs		
Exchange Rate Variance on Foreign Currency		
Other Movement		
Balance at Asar End	67,403,089	53,674,710
Collective Allowances for Impairment		
Balance at Sharawan 01	50,937,751	-
Impairment Loss for the year		
Charge/(Reversal) for the year	11,334,486	50,937,751
Exchange Rate Variance on Foreign Currency		
Other Movement		
Balance at Asar End	62,272,238	50,937,751
Total Allowances for Impairment	129,675,326	104,612,461

Investment Securities

4.8

Particulars	NPR	
	31.03.2081	31.03.2080
Investment Securities measured at Amortized Cost	614,588,000	469,901,760
Investment in Equity measured at FVTOCI	34,873,464	29,086,457
Total	649,461,464	498,988,217

4.8.1: Investment Securities measured at Amortized Cost

Particulars	NPR	
	31.03.2081	31.03.2080
Debt Securities	-	-
Government Bonds	450,000,000	469,901,760
Government Treasury Bills	164,588,000	-
Nepal Rastra Bank Bonds	-	-
Nepal Rastra Bank Deposit Instruments	-	-
Other	-	-
Less: Specific Allowances for Impairment	-	-
Total	614,588,000	469,901,760

4.8.2: Investment in Equity measured at FVTOCI

Particulars	NPR	
	31.03.2081	31.03.2080
Equity Instruments		
Quoted Equity Securities	29,873,464	29,086,457
Unquoted Equity Securities	5,000,000	-
Total	34,873,464	29,086,457

4.8.3: Information relating to Investment in Equities

Particulars	31.03.2081	
	Cost	Fair Value
Investment in Quoted Equity		
Prabhu Life Insurance Ltd.(Promoters Share)		
50,000 Promoter's Shares of Rs. 100 Each	5,000,000	15,119,460
Prabhu Select Fund		
3,46,342 units of 10 each	3,406,085	3,390,688
Investment in Other Quoted Equities	10,473,092	11,363,315
Investment in Unquoted Equity		
Smart Choice Technologies		
50,000 Promoter's Shares of Rs. 100 Each	5,000,000	5,000,000
Total	23,879,178	34,873,464

Current Tax Assets 4.9

Particulars	NPR	
	31.03.2081	31.03.2080
Current Tax Assets	-	-
Current year Income Tax Assets	12,383,847	35,259,048
Tax Assets of Prior Periods	36,145,610	-
Current Tax Liabilities		
Current year Income Tax Liabilities	19,348,122	9,343,694
Tax Liabilities of Prior Periods	31,328,565	21,984,872
Total	(2,147,230)	3,930,483

Investment in Subsidiaries 4.10

Particulars	NPR	
	31.03.2081	31.03.2080
Investment in Quoted Subsidiaries	-	-
Investment in Unquoted Subsidiaries	-	-
Total Investment	-	-
Less: Impairment Allowances	-	-
Net Carrying Amount	-	-

4.10.1: Investment in Quoted Subsidiaries

	NPR	
	31.03.2081	31.03.2080
.....Ltd.		
.....Shares of Rs. Each		
.....Ltd.		
.....Shares of Rs. Each		
Total		

4.10.2: Investment in Unquoted Subsidiaries

	NPR	
	31.03.2081	31.03.2080
.....Ltd.		
.....Shares of Rs. Each		
.....Ltd.		
.....Shares of Rs. Each		
Total		

4.10.3: Information relating to Subsidiaries of the Bank

	-	-
	31.03.2081	31.03.2080
.....Ltd.		
.....Ltd.		
.....Ltd.		
.....Ltd.		
Total		

4.10.4: Non Controlling Interest of the Subsidiaries

	NPR	
	31.03.2081	31.03.2080
Equity Interest held by NCI (%)		
Profit (Loss) allocated during the year		
Accumulated Balances of NCI as on Asar End		
Dividend Paid to NCI		
	31.03.2081	31.03.2080
Equity Interest held by NCI (%)		
Profit (Loss) allocated during the year		
Accumulated Balances of NCI as on Asar End		
Dividend Paid to NCI		

Investment in Associates

4.11

	NPR	
Particulars	31.03.2081	31.03.2080
Investment in Quoted Associates	-	-
Investment in Unquoted Associates	-	-
Total Investment	-	-
Less: Impairment Allowances	-	-
Net Carrying Amount	-	-

4.11.1: Investment in Quoted Associates

NPR
31.03.2081 31.03.2080

.....Ltd.
Shares of Rs. Each
Ltd.
Shares of Rs. Each

Total

4.11.2: Investment in Unquoted Associates

NPR
31.03.2081 31.03.2080

.....Ltd.
Shares of Rs. Each
Ltd.
Shares of Rs. Each

Total

4.11.3: Information relating to Associates of the Bank

NPR
31.03.2081 31.03.2080

.....Ltd.
Ltd.
Ltd.
Ltd.
Ltd.

4.11.4: Equity Value of Associates

NPR
31.03.2081 31.03.2080

.....Ltd.
Ltd.
Ltd.
Ltd.

Investment Properties

4.12

Particulars	31.03.2081	31.03.2080
Investment Properties measured at Fair Value		
Balance as on Shrawan 01.	-	-
Addition/(Disposal) during the year.	-	-
Net Changes in fair value during the year.	-	-
Adjustment/Transfer.	-	-
Net Amount	-	-
Investment Properties measured at Cost		
Balance as on Shrawan 01	-	-
Addition/(Disposal) during the year	5,135,217	-
Net Changes in fair value during the year	-	-
Adjustment/Transfer	-	-
Net Amount	5,135,217	-
Total	5,135,217	-

Other Assets 4.16

Particulars	NPR	
	31.03.2081	31.03.2080
Assets held for Sale	-	-
Other Non-Banking Assets	-	-
Bills Receivable	-	-
Accounts Receivable	28,240,798	23,513,748
Accrued Income	-	-
Prepayments and Deposits	6,725,654	5,785,197
Income Tax Deposit	-	-
Deferred Employee Expenditure	20,960,364	13,507,176
Other Assets	11,899,823	14,154,445
Total	67,826,639	56,960,566

Due to Banks and Financial Institutions 4.17

Particulars	NPR	
	31.03.2081	31.03.2080
Money Market Deposits	-	-
Interbank Borrowing	-	-
Other Deposits from BFIs	93,382,448	172,259,892
Settlement and Clearing Accounts	-	-
Total	93,382,448	172,259,892

Due to Nepal Rastra Bank 4.18

Particulars	NPR	
	31.03.2081	31.03.2080
Refinance from NRB	-	-
Standing Liquidity Facility	-	-
Lender of Last Resort facility from NRB	-	-
Securities sold under repurchase agreements	-	-
Other Payable to NRB	-	-
Total	-	-

Derivative Financial Instruments 4.19

Particulars	NPR	
	31.03.2081	31.03.2080
<i>Held for Trading</i>	-	-
Interest Rate Swap	-	-
Currency Swap	-	-
Forward Exchange Contracts	-	-
Others	-	-
<i>Held for Risk Management</i>	-	-
Interest Rate Swap	-	-
Currency Swap	-	-
Forward Exchange Contracts.	-	-
Others	-	-
Total	-	-

Deposits from Customers

4.20

Particulars	NPR	
	31.03.2081	31.03.2080
Institutional Customers:	-	-
Term Deposits.	691,101,342	323,047,721
Call Deposits	474,186,014	302,259,536
Current Deposits.	52,115,751	44,477,798
Others.	-	-
Individual Customers:	-	-
Term Deposits	2,889,618,305	2,512,899,230
Saving Deposits	833,894,912	698,317,107
Current Deposits	26,858,441	18,617,736
Others	-	-
Sub-Total	4,967,774,765	3,899,619,129
Interest payable on deposits	3,959,491	4,262,041
Total	4,971,734,256	3,903,881,170

4.20.1: Currency wise analysis of deposit from customers

Particulars	NPR	
	31.03.2081	31.03.2080
Nepalese Rupee	4,967,774,765	3,899,619,129
Indian Rupee	-	-
United States Dollar	-	-
Great Britain Pound	-	-
Euro	-	-
Japanese Yen	-	-
Chinese Yuan	-	-
Other	-	-
Total	4,967,774,765	3,899,619,129

Borrowings

4.21

Particulars	NPR	
	31.03.2081	31.03.2080
<i>Domestic Borrowings</i>	-	-
Nepal Government	-	-
Other Institutions	-	-
Other	33,750,000	25,000,000
Sub Total	-	-
<i>Foreign Borrowings</i>	-	-
Foreign Banks and Financial Institutions	-	-
Multilateral Development Banks	-	-
Other Institutions	-	-
Sub Total	-	-
Total	33,750,000	25,000,000

Provisions 4.22

Particulars	NPR	
	31.03.2081	31.03.2080
Provisions for Redundancy	-	-
Provisions for Restructuring	-	-
Pending Legal Issues and Tax Litigation	-	-
Onerous Contracts	-	-
Other Provisions	885,465	361,548
Total	885,465	361,548

4.22.1: Movement in Provision

Particulars	NPR	
	31.03.2081	31.03.2080
Balance at Shrawan 01	-	-
Provisions made during the year	-	-
Provisions used during the year	-	-
Provisions reversed during the year	-	-
Unwind of Discount	-	-
Balance at Asar end	-	-

Other Liabilities 4.23

Particulars	NPR	
	31.03.2081	31.03.2080
Liabilities for employees defined benefit obligations	489,543	1,124,287
Liabilities for long service leave	6,403,335	4,439,108
Liabilities for employees defined benefit Contribution	-	-
Short term employee benefits	-	-
Bills payable	-	-
Creditors and accruals	504,480	1,243,404
Interest payable on borrowing	-	-
Liabilities on deferred grant income	-	-
Unpaid Dividend	-	-
Liabilities under Finance Lease	-	-
Employee bonus payable	6,588,935	2,773,548
Deposit Fund	7,500,000	7,500,000
Manager's Cheque	549,586	500,918
Lease Liabilities	50,290,891	54,973,059
Other Liabilities	8,484,617	7,080,420
Total	80,811,387	79,634,743

4.23.1: Defined Benefit Obligation

The amounts recognised in the statements of financial positions are as follows :

Particulars	NPR	
	31.03.2081	31.03.2080
Present value of unfunded obligations	6,403,335	4,439,108
Present value of funded obligations	-	-
Total present value of obligations	-	-
Fair value of plan assets	-	-
Present value of net obligations	-	-
Recognised liability for defined benefit obligations	6,403,335	4,439,108

4.23.2: Plan Assets

Plan assets comprise

Particulars	NPR	
	31.03.2081	31.03.2080
Equity securities	-	-
Government bonds	-	-
Bank deposit	-	-
Other	-	-
Total	-	-

4.23.3: Movement in the present value of defined benefit obligations

Particulars	NPR	
	31.03.2081	31.03.2080
Defined benefit obligations at Sawan 1	1,455,595	(3)
Actuarial losses	(183,624)	1,568,546
Benefits paid by the plan	(652,890)	(1,384,906)
Current service costs and interest	2,800,741	1,271,958
Defined benefit obligations at Asar end	3,419,822	1,455,595

4.22.4: Movement in the fair value of plan assets

Particulars	NPR	
	31.03.2081	31.03.2080
Fair value of plan assets at Sawan 1	-	-
Contributions paid into the plan	-	-
Benefits paid during the year	-	-
Actuarial (losses) gains	-	-
Expected return on plan assets	-	-
Fair value of plan assets at Asar end	-	-

4.23.5: Amount recognised in profit or loss

Particulars	NPR	
	31.03.2081	31.03.2080
Current service costs	2,582,736	1,019,942
Interest on obligation	401,629	252,016
Expected return on plan assets	-	-
Actuarial Losses /(Gain)	(183,624)	1,568,546
Total	2,800,741	2,840,504

4.23.6: Amount recognised in other comprehensive income

Particulars	NPR	
	31.03.2081	31.03.2080
Actuarial (gain)/loss	-	-
Total	-	-

4.23.7: Actuarial assumptions

Particulars	31.03.2081	31.03.2080
Discount rate	10%	10%
Expected return on plan asset		
Future salary increase	6%	6%
Withdrawal rate	15%	15%

Debt securities issued

4.24

	NPR	
	31.03.2081	31.03.2080
Debt securities issued designated as at fair value through profit or loss	-	-
Debt securities issued at amortised cost	-	-
Total	-	-

Subordinated Liabilities

4.25

Particulars	NPR	
	31.03.2081	31.03.2080
Redeemable preference shares	-	-
Irredeemable cumulative preference shares (liabilities component)	-	-
Other	-	-
Total	-	-

Share capital

4.26

Particulars	NPR	
	31.03.2081	31.03.2080
Ordinary shares	538,722,000	519,000,000
Convertible preference shares (equity component only)	-	-
Irredeemable preference shares (equity component only)	-	-
Perpetual debt (equity component only)	-	-
Total	538,722,000	519,000,000

4.26.1: Ordinary Shares

Particulars	NPR	
	31.08.2081	31.08.2080
Authorized Capital		
5,387,220 Ordinary share of Rs. 100 each	538,722,000	
5,190,000 Ordinary share of Rs. 100 each		519,000,000
Issued capital		
5,387,220 Ordinary share of Rs. 100 each	538,722,000	
5,190,000 Ordinary share of Rs. 100 each		519,000,000
Subscribed and paid up capital		
5,387,220 Ordinary share of Rs. 100 each	538,722,000	
5,190,000 Ordinary share of Rs. 100 each		519,000,000
Total	538,722,000	519,000,000

4.26.2: Ordinary share ownership

Particulars	31.03.2081	31.03.2080
Domestic ownership		
Nepal Government	-	-
"A" class licensed institutions	-	-
Other licensed intitutions	-	-
Other Institutions	2.63%	1.30%
Public	42.37%	43.70%
Promoters	55.00%	55.00%
Foreign ownership		
Total	100%	100%

Particulars	31.03.2081	31.03.2080
Reserves		
		4.27
		NPR
Statutory general reserve	25,845,621	17,697,304
Exchange equilisation reserve	-	-
Corporate social responsibility reserve	556,543	419,277
Capital redemption reserve	-	-
Regulatory reserve	17,252,991	16,309,874
Investment adjustment reserve	-	-
Capital reserve	-	-
Assets revaluation reserve	-	-
Fair value reserve	7,696,000	8,123,816
Dividend equalisation reserve	-	-
Actuarial gain	(64,093)	(64,093)
Special reserve	-	-
Other reserve	340,963	-
Total	51,628,024	42,486,178

Particulars	31.03.2081	31.03.2080
Contingent liabilities and commitments		
		4.28
		NPR
Contingent liabilities	-	-
Undrawn and undisbursed facilities	57,563,557	41,644,059
Capital commitment	-	-
Lease Commitment	-	-
Litigation	-	-
Total	57,563,557	41,644,059

4.28.1: Contingent Liabilities

Particulars	NPR	
	31.03.2081	31.03.2080
Acceptance and documentary credit	-	-
Bills for collection	-	-
Forward exchange contracts	-	-
Guarantees	-	-
Underwriting commitment	-	-
Other commitments	-	-
Total	-	-

4.28.2: Undrawn and undisbursed facilities

Particulars	NPR	
	31.03.2081	31.03.2080
Undisbursed amount of loans	-	-
Undrawn limits of overdrafts	54,563,557	39,144,059
Undrawn limits of credit cards	-	-
Undrawn limits of letter of credit	-	-
Undrawn limits of guarantee	3,000,000	2,500,000
Total	57,563,557	41,644,059

4.28.3: Capital commitments

Capital expenditure approved by relevant authority of the bank but provision has not been made in financial statements

Particulars	NPR	
	31.03.2081	31.03.2080
Capital commitments in relation to Property and Equipment		
Approved and contracted for		
Approved but not contracted for		
Sub total		
Capital commitments in relation to Intangible assets		
Approved and contracted for		
Approved but not contracted for		
Sub total		
Total		

4.28.4: Lease commitments

Particulars	NPR	
	31.03.2081	31.03.2080
Operating lease commitments		
Future minimum lease payments under non cancellable operating lease, where the bank is lessee		
Not later than 1 year		
Later than 1 year but not later than 5 years		
Later than 5 years		
Sub total		
Finance lease commitments		
Future minimum lease payments under non cancellable operating lease, where the bank is lessee		
Not later than 1 year		
Later than 1 year but not later than 5 years		
Later than 5 years		
Sub total		
Grand total		

4.28.5: Litigation

Bank neither has any litigation nor has initiated any litigation.

Green Development Bank Ltd.

Notes to Financial Statements

For the year ended 31 Asar 2081

Interest Income **4.29**

Particulars	NPR	
	31.03.2081	31.03.2080
Cash and cash equivalent	11,665,348	12,082,580
Due from Nepal Rastra Bank	-	-
Placement with bank and financial institutions	-	-
Loan and advances to bank and financial institutions	5,904,159	2,744,932
Loans and advances to customers	508,984,350	465,832,801
Investment securities	34,611,044	39,064,086
Loan and advances to staff	4,920,282	3,746,512
Other Interest Income	-	-
Total interest income	566,085,184	523,470,910

Interest Expenses **4.30**

Particulars	NPR	
	31.03.2081	31.03.2080
Due to bank and financial institutions	6,451,772	6,451,772
Due to Nepal Rastra Bank	-	-
Deposits from customers	384,971,881	358,207,210
Borrowing	1,655,290	60,274
Debt securities issued	-	-
Subordinated liabilities	-	-
Other Charges	-	-
Total Interest expense	393,078,943	364,719,256

Fees and Commission Income **4.31**

Particulars	NPR	
	31.03.2081	31.03.2080
Loan administration fees	606,462	604,506
Service fees	16,971,809	14,490,534
Consortium fees	-	-
Commitment fees	36,889	54,725
DD/TT/Swift fees	-	-
Credit card/ATM issuance and renewal fees	712,518	278,950
Prepayment and swap fees	870,918	-
Investment banking fees	-	-
Asset management fees	-	-
Brokerage fees	-	-
Remittance fees	310,681	418,188
Commission on letter of credit	-	-
Commission on guarantee contracts issued	-	-
Commission on share underwriting/issue	-	-
Locker rental	13,000	-
Other fees and commission income	479,005	242,712
Total Fees and Commission Income	20,001,282	16,089,615

Fees and Commission Expense

4.32

Particulars	NPR	
	31.03.2081	31.03.2080
ATM management fees	696,233	319,069
VISA/Master card fees	-	-
Guarantee commission	-	-
Brokerage	-	-
DD/TT/Swift fees.	-	-
Remittance fees and commission	-	-
Other fees and commission expense	-	-
Total Fees and Commission Expense	696,233	319,069

Net Trading income

4.33

Particulars	NPR	
	31.03.2081	31.03.2080
Changes in fair value of trading assets	-	-
Gain/loss on disposal of trading assets	-	-
Interest income on trading assets	-	-
Dividend income on trading assets	-	-
Gain/loss foreign exchange transaction	-	-
Other	-	-
Net trading income	-	-

Other Operating Income

4.34

Particulars	NPR	
	31.03.2081	31.03.2080
Foreign exchange revaluation gain	-	-
Gain/loss on sale of investment securities	-	(3,446,032)
Fair value gain/loss on investment properties	-	-
Dividend on equity instruments	271,962	-
Gain/loss on sale of property and equipment	30,545	(909,867)
Gain/loss on sale of investment property	-	-
Operating lease income	-	-
Gain/loss on sale of gold and silver	-	-
Other Operating Income	4,204,572	3,313,352
Total	4,507,079	(1,042,546)

Impairment charge/(reversal) for loan and other losses

4.35

Particulars	NPR	
	31.03.2081	31.03.2080
Impairment charge/(reversal) on loan and advances to BFIs	2,568,210	(1,217,753)
Impairment charge/(reversal) on loan and advances to customers	25,062,865	55,720,124
Impairment charge/(reversal) on financial Investment	-	-
Impairment charge/(reversal) on placement with BFIs	-	-
Impairment charge/(reversal) on property and equipment	-	-
Impairment charge/(reversal) on goodwill and intangible assets	-	-
Impairment charge/(reversal) on investment properties	-	-
Total	27,631,075.2	54,502,370.2

Personnel Expenses

4.36

Particulars	NPR	
	31.03.2081	31.03.2080
Salary	25,704,477	20,801,165
Allowances	20,926,799	17,052,426
Gratuity Expense	1,813,148	1,575,737
Provident Fund	2,225,002	1,891,642
Uniform	58,500	-
Training & development expense	968,033	1,291,394
Leave encashment	2,999,791	2,840,505
Medical	-	-
Insurance	659,694	564,864
Employees incentive	-	-
Cash-settled share-based payments	-	-
Pension expense	-	-
Finance expense under NFRS	1,092,374	897,225
Other expenses related to staff	322,562	195,610
Subtotal	56,770,380	47,110,568
Employees Bonus	6,588,935	2,773,548
Grand total	63,359,316	49,884,116

Other Operating Expense

4.37

Particulars	NPR	
	31.03.2081	31.03.2080
Directors' fee	410,000	358,000
Directors' expense	47,918	346,978
Auditors' remuneration	593,250	310,750
Other audit related expense	583,020	673,794
Professional and legal expense	-	-
Office administration expense	6,067,633	5,079,529
Operating lease expense	-	-
Operating expense of investment properties	-	-
Corporate social responsibility expense	-	200
Onerous lease provisions	-	-
Depreciation ROU	-	-
Interest on Lease Liability	5,281,460	5,297,885
Other Expenses	17,873,148	17,655,901
Total	30,856,429	29,723,038

4.37.1: Office Administrative Expenses

Particulars	NPR	
	31.03.2081	31.03.2080
Light,Electricity & Water	1,959,367.43	1,735,696
Postage, Telex, Telephone & Fax	310,715.00	263,480
Office Equipment, Furniture Repair	-	-
Printing & Stationery	2,232,093.35	1,697,161.99
Other-Meeting Expenses	66,535.00	57,965.00
Other-Internet Expenses	1,498,921.79	1,325,226
Total	6,067,633	5,079,529

Depreciation and Amortisation

4.38

Particulars	NPR	
	31.03.2081	31.03.2080
Depreciation on property and equipment	6,830,014	6,233,892
Depreciation on investment property	-	-
Amortisation of intangible assets	672,124	283,856
Depreciation ROU	7,055,954	7,025,714
Total	14,558,092	13,543,462

Non Operating Income **4.39**

	NPR	
	31.03.2081	31.03.2080
Recovery of loan written off	-	-
Other income	-	-
Total		

Non Operating Expenses **4.40**

	NPR	
Particulars	32.03.2081	32.03.2080
Loan written off	579,526	-
Redundancy provision	-	-
Expense of restructuring	-	-
Other expense	533,512	864,735
Total	1,113,039	864,735

Income Tax Expenses **4.41**

	NPR	
Particulars	32.03.2081	32.03.2080
Current tax expense		
Current year	19,348,122	9,343,694
Adjustments for prior years	-	-
Deferred tax expense		
Origination and reversal of temporary differences	(789,289)	(877,432)
Changes in tax rate	-	-
Recognition of previously unrecognised tax losses	-	-
Total income tax expense	18,558,833.1	8,466,261.7

Particulars	Land	Building	Leasehold Properties	Computer & Accessories	Vehicles	Furniture & Fixtures	Machinery & Other	Equipment & others	Right to Use Asset(ROU)	Total
Cost										
Balance as on Asar end 2077	-	-	10,960,386	-	6,956,018	-	117,862	26,548,342	-	44,582,609
Addition during the Year			3,611,344	-	378,000	-	-	3,738,097	-	7,727,441
Acquisition					378,000			3,738,097		
Capitalization			3,611,344							
Disposal during the year					-					
Adjustment/Revaluation										
Balance as on Asar end 2078	-	-	14,571,730	-	7,334,018	-	117,862	30,286,439	-	52,310,050
Addition during the Year			3,568,627	-	265,092	-	-	5,936,751	51,055,578	9,770,470
Acquisition										
Capitalization			3,568,627		265,092			5,936,751	51,055,578	
Disposal during the year										
Adjustment/Revaluation										
Balance as on Asar end 2079	-	-	18,140,357	-	7,599,111	-	117,862	36,223,190	51,055,578	62,080,521
Addition during the Year			5,163,165	-	-	-	-	4,160,365	24,639,189	9,323,530
Acquisition								4,160,365		
Capitalization			5,163,165						24,639,189	
Disposal during the year			2,318,254				28,860	460,764	13,246,783	
Adjustment/Revaluation								8,033		8,033
Balance as on Asar end 2080	-	-	20,985,269	-	7,599,111	-	89,002	39,930,824	62,447,984	68,604,205
Addition during the Year			19,775	-	-	-	-	4,170,770	-	4,190,545
Acquisition										
Capitalization			19,775					4,170,770		
Disposal during the year							3,649	28,568	263,674	
Adjustment/Revaluation										
Balance as on Asar end 2081	-	-	21,005,044	-	7,599,111	-	85,353	44,073,025	62,184,310	72,762,532
Depreciation and Impairment										
Balance as on Asar end 2077			2,992,139	-	3,490,487	-	17,015	11,822,765	-	18,322,407
Impairment for the year										
Depreciation charge for the year			1,534,572		718,306		15,127	4,445,417	-	6,713,422
Disposals										
Adjustments										
Balance as on Asar end 2078			4,526,711	-	4,208,793	-	32,142	16,268,182	-	25,035,829
Impairment for the year										
Depreciation charge for the year			1,581,970		648,519		4,821	4,425,622	7,266,991	13,927,923
Disposals										
Adjustments										
Balance as on Asar end 2079			6,108,681	-	4,857,312	-	36,964	20,693,804	7,266,991	38,963,752
Impairment for the year										
Depreciation charge for the year			1,262,095		548,359		8,588	4,406,814	7,025,714	13,251,569
Disposals									1,997,695	
Adjustments							8,037			8,037
Balance as on Asar end 2080			7,370,776	-	5,405,671	-	53,589	25,100,618	12,295,010	52,223,358
Impairment for the year										
Depreciation charge for the year			1,832,943		438,687		4,763	4,553,621	7,055,954	13,885,968
Disposals										
Adjustments										
Balance as on Asar end 2081			9,203,719	-	5,844,358	-	58,352	29,654,239	19,350,964	66,109,327
Capital Work in Progress										
Net Book Value			13,614,493	-	2,193,439	-	35,413	14,830,206	50,152,974	16,380,847
As on Asar end 2074			3,085,867	-	4,008,989	-	-	4,138,053	-	
As on Asar end 2075			2,789,351	-	3,207,191	-	-	4,329,108	-	
As on Asar end 2077			7,968,247	-	3,465,531	-	100,847	14,725,577	-	26,260,202
As on Asar end 2078			10,045,019	-	3,125,225	-	85,720	14,018,257	-	27,274,221
As on Asar end 2079			12,031,676	-	2,741,798	-	80,899	15,529,386	43,788,587	74,172,344
As on Asar end 2080			13,614,493	-	2,193,439	-	35,413	14,830,206	50,152,974	80,826,526
As on Asar end 2081			11,801,324	-	1,754,752	-	27,001	14,418,786	42,833,347	70,835,210

.....
Mr. Durga Prasad Shrestha
Head: Finance & Planning

.....
Mr. Hari Bahadur Budhathoki
Chief Executive Officer

.....
CA Frabin Subedi
Sujan Kafle & Associates
Chartered Accountants

.....
Mr. Prajwol Shrestha
Director

.....
Mr. Surya Prasad Lamsal
Director

.....
Mrs. Narayani Devi Shrestha
Director

.....
Mr. Manobigyan Shrestha
Director

.....
Mr. Krishna Shankar Shrestha
Director

.....
Mr. Ganesh Kumar Shrestha
Chairman

Goodwill and Intangible Assets

4.14
NPR

Particulars	Goodwill	Software		Other	Total Asar end
		Purchased	Developed		
Balance as on Asar end 2078		5,692,058			5,692,058
Addition during the Year		-			-
Acquisition		-			-
Capitalization					
Disposal during the year					
Adjustment/Revaluation					
Balance as on Asar end 2079		5,692,058			5,692,058
Addition during the Year		-			-
Acquisition		-			-
Capitalization					
Disposal during the year					
Adjustment/Revaluation					
Balance as on Asar end 2080		5,692,058			5,692,058
Addition during the Year		-			-
Acquisition		-			-
Capitalization					
Disposal during the year					
Adjustment/Revaluation					
Balance as on Asar end 2081		5,692,058			5,692,058
Amortisation and Impairment					
Balance as on Asar 2077		2,700,802			2,700,802
Impairment for the year					
Amortisation charge for the year		786,713			786,713
Disposals					
Adjustment					
Balance as on Asar 2078		3,487,515			3,487,515
Impairment for the year					
Amortisation charge for the year		785,263			785,263
Disposals					
Adjustment					
Balance as on Asar 2079		4,272,778			4,272,778
Impairment for the year					
Amortisation charge for the year		283,856			283,856
Disposals					
Adjustment					
Balance as on Asar 2080		4,556,634			4,556,634
Impairment for the year					
Amortisation charge for the year		672,124			672,124
Disposals					
Adjustment					
Balance as on Asar 2081		5,228,758			5,228,758
Capital Work in Progress					
Net Book Value		1,135,424			1,135,424
As on Asar end 2074		729,380			
As on Asar end 2075		461,610			
As on Asar end 2077		2,143,756			
As on Asar end 2078		2,204,543			2,204,543
As on Asar end 2079		1,419,280			1,419,280
As on Asar end 2080		1,135,424			1,135,424
As on Asar end 2081		463,300			463,300

.....
Mr. Durga Prasad Shrestha
 Head: Finance & Planning

.....
Mr. Hari Bahadur Budhathoki
 Chief Executive Officer

.....
CA Prabin Subedi
 Sujan Kafle & Associates
 Chartered Accountants

.....
Mr. Prajwol Shrestha
 Director

.....
Mr. Surya Prasad Lamsal
 Director

.....
Mrs. Narayani Devi Shrestha
 Director

.....
Mr. Manobigyan Shrestha
 Director

.....
Mr. Krishna Shankar Shrestha
 Director

.....
Mr. Ganesh Kumar Shrestha
 Chairman

Green Development Bank Ltd.
Notes to Financial Statements
For the year ended 31 Asar 2081

Deferred Tax

#####

Particulars	Deferred Tax Assets	Deferred Tax Liabilities	Current Year
			Net Deferred Tax Assets / (Liabilities)
Deferred tax on temporary differences on following items			
Loans and Advances to BFIs			
Loans and Advances to Customers			
Investment Properties	-		-
Investment Securities	183,350	-	(183,350)
Property and Equipment	1,401,143		(1,401,143)
Employees' Defined Benefit Plan			-
Lease Liabilities	-		-
Provisions			-
Other Temporary Differences	1,331,732	3,759,941	2,428,209
Deferred tax on temporary differences			843,716
Deferred tax on carry forward of unused tax losses			-
Deferred tax due to changes in tax rate			-
Net Deferred Tax Asset (Liabilities) as on year end of			
Deferred Tax (Asset)/ Liabilities as on Shrawan 01,2080			1,816,355
Origination/(Reversal) during the year			(972,639)
Deferred Tax expense (income) recognized in profit or loss			(789,289)
Deferred Tax expense (income) recognized in OCI			(183,350)
Deferred Tax expense (income) recognized directly in Equity			-

Particulars	Deferred Tax Assets	Deferred Tax Liabilities	Previous Year
			Net Deferred Tax Assets / (Liabilities)
Deferred tax on temporary differences on following items			
Loans and Advances to BFIs			
Loans and Advances to Customers			
Investment Properties	-		-
Investment Securities		3,168,830	3,168,830
Property and Equipment	1,185,583		(1,185,583)
Employees' Defined Benefit Plan			-
Lease Liabilities	-		-
Provisions			-
Other Temporary Differences	758,004	591,111	(166,893)
Deferred tax on temporary differences			1,816,355
Deferred tax on carry forward of unused tax losses			-
Deferred tax due to changes in tax rate			-
Net Deferred Tax Asset (Liabilities) as on year end of			
Deferred Tax (Asset)/ Liabilities as on Shrawan 01,2079			(475,043)
Origination/(Reversal) during the year			2,291,398
Deferred Tax expense (income) recognized in profit or loss			(877,432)
Deferred Tax expense (income) recognized in OCI			3,168,830
Deferred Tax expense (income) recognized directly in Equity			-

.....
Mr. Durga Prasad Shrestha
Head: Finance & Planning

.....
Mr. Hari Bahadur Budhathoki
Chief Executive Officer

.....
CA Prabin Subedi
Sujan Kafle & Associates
Chartered Accountants

.....
Mr. Prajwol Shrestha
Director

.....
Mr. Surya Prasad Lamsal
Director

.....
Mrs. Narayani Devi Shrestha
Director

.....
Mr. Manobigyan Shrestha
Director

.....
Mr. Krishna Shankar Shrestha
Director

.....
Mr. Ganesh Kumar Shrestha
Chairman

Green Development Bank Ltd.
Statement of Distributable Profit or Loss
 For the year ended 31 Asar 2081
 (As per NRB Regulation)

Particulars	NPR	
	31.03.2081	31.03.2080
Net profit or (loss) as per statement of profit or loss	40,741,584	16,495,671
Appropriations:		
a. General reserve	8,148,317	3,299,134
b. Foreign exchange fluctuation fund		
c. Capital redemption reserve		
d. Corporate social responsibility fund	407,416	164,957
e. Employees' training fund	340,963	(379,250)
f. Other	-	(19,779)
> Investment adjustment reserve	-	-
> Corporate Social Responsibility Fund	-	-
> Employee training fund	-	-
> Share issue expenses written off	-	-
> Others	-	-
Profit or (loss) before regulatory adjustment	31,844,889	13,430,610
Regulatory adjustment :		
a. Interest receivable (-)/previous accrued interest received (+)	2,292,070	(8,017,170)
b. Short loan loss provision in accounts (-)/reversal (+)	-	-
c. Short provision for possible losses on investment (-)/reversal (+)	-	-
d. Short loan loss provision on Non Banking Assets (-)/reversal (+)	(3,235,187)	-
e. Deferred tax assets recognised (-)/ reversal (+)	-	1,077,563
f. Goodwill recognised (-)/ impairment of Goodwill (+)	-	-
g. Bargain purchase gain recognised (-)/reversal (+)	-	-
h. Actuarial loss recognised (-)/reversal (+)	-	-
i. Other (+/-)	-	-
Net Profit for the year end 2080/81 available for distribution	30,901,772	6,491,003
Opening Retained Earning as on Shrawan 1, 2080	27,759,962	21,268,959
Adjustment (+/-)	-	-
Distribution:		
Bonus Share Issued	19,722,000	-
Cash Dividend Paid	1,038,000	-
Total Distributable Profit/(Loss) as on year end date	37,901,734	27,759,962
Annualised Distributable Profit/Loss per share	7.04	5.35

.....
Mr. Durga Prasad Shrestha
 Head: Finance & Planning

.....
Mr. Hari Bahadur Budhathoki
 Chief Executive Officer

.....
CA Prabin Subedi
 Sujan Kafle & Associates
 Chartered Accountants

.....
Mr. Prajwol Shrestha
 Director

.....
Mr. Surya Prasad Lamsal
 Director

.....
Mrs. Narayani Devi Shrestha
 Director

.....
Mr. Manobigyan Shrestha
 Director

.....
Mr. Krishna Shankar Shrestha
 Director

.....
Mr. Ganesh Kumar Shrestha
 Chairman

Date : 2081.09.02

Place : Pokhara, Nepal

4. SIGNIFICANT ACCOUNTING POLICIES (Disclosures)

A. Staff Loans measured at fair value

Under previous NAS, staff loans were recorded at cost less repayments net of loan loss provision, if any. Under NFRS, the Development bank has to measure the staff loans granted below the market interest rate at their fair value, calculate based on the market interest rate of similar products.

The fair value of such loans as at Asar 31 2081 was Rs 65,389,878 And their previous NAS carrying amount was Rs. 86,350,242. The difference between the fair value and NAS carrying amount was Rs. 20,960,364 has been netted off against staff loans & recognized as deferred employee expenditure in other assets.

The fair value of such loans as at Asar 31 2080 was Rs 44,319,084 and their previous NAS carrying amount was Rs. 57,826,260. The difference between the fair value and NAS carrying amount was Rs. 13,507,176 has been netted off against staff loans & recognized as deferred employee expenditure in other assets.

B. Adjustment on loan impairment

In compliance with the NRB Directives and subsequent amendment there to, specific loan loss provisions were made based on the arrears time period and General provision were made at a specified rate given by NRB time to time.

C. Financial Investments- Available for Sale

Under previous NAS, the Development bank recognized its investment portfolios which are not held for trading activities at their cost. Under NFRS, the Development bank has designated such investments as available-for-sale investments and measured at fair value. Such investments include equity investments, mutual Funds and portfolio management scheme.

As at Asar 31 2081 fair value of investment which are available for sale was amounting to Rs. 649,461,464. Such investment was in quoted and unquoted securities.

As at Asar 31 2080 fair value of investment which are available for sale was amounting to Rs. 498,988,217. Such investment was in quoted and unquoted securities.

D. Deferred Taxation

The deferred tax asset previously identified under NAS accounts were reversed and relevant assets/liabilities were recognized where necessary.

As on Asar 31 2081 deferred tax liability of Rs 843,716 was recognized for deductible temporary difference.

As on Asar 31 2080 deferred tax liability of Rs 1,816,355 was recognized for deductible temporary difference.

E. Interest Income

Income amounting to Rs 1,973,355 was reversed for financial year 2080/81 for accrual of interest on loans, Interest benefit for staff loans and amortization of development bonds as an impact of interest unwinding.

Income amounting to Rs 17,495,313 was recognized for financial year 2079/80 for accrual of interest on loans, Interest benefit for staff loans and amortization of development bonds as an impact of interest unwinding.

F. Personnel Cost

As the actuarial valuation of Leave Salary showed lower liability as compared to the calculation of the bank, no any expense was deducted or reversed from Personnel Expenses.

As a result of actuarial valuation for the fiscal year 2079/80, Rs 30,724 was reversed from Personnel expenses.

1. Bonus to staffs - Proposed bonus for staff have been provided for 10% of net profit before such bonus.
2. Income Tax – tax has been computed on the basis of profit computed from NFRS. The difference due to previous year has been booked in deferred tax.

G. Operating Lease

The Bank has implemented NFRS 16, "Leases" for the accounting of RoU Assets and Lease Liability. All operating leases of the Development bank is for the contract of more than 1 years. Right to use assets, lease liability, interest on lease liability and depreciation on RoU was computed on individual contracts. Total Lease Liability at the beginning of the year was Rs 54,973,059 while Total RoU asset was Rs 50,152,974 at the beginning of the year. After charging depreciation on ROU assets amounting to Rs 7,055,954 and interest on lease liability amounting to Rs 5,281,460 to Statement of Profit or Loss, closing ROU asset is Rs 42,833,347 and Lease Liability is Rs 50,290,891. During the year, ROU Asset was disposed and the gain on disposal amounting to Rs 30,545 was recorded in Statement in Profit & Loss.

5. Disclosures and Additional Information

5.1. Risk Management

In compliance with Nepal Rastra Bank Directives 6 on "Corporate Governance", the Board of Bank has established a Risk Management Committee with clear terms of reference. As at the date of this report, the Bank's Risk Management Committee comprised of the following:

S. No.	Members of Risk Management	Designation
1	Non-Executive Director from Promoter	Coordinator
2	Non-Executive Director from Public	Member
3	Finance and Planning Head	Member
4	Risk Department Head	Member-Secretary

The Committee meets at least four times annually to oversee and review the fundamental prudential risks including operational, credit, market, reputational, capital and liquidity risk etc.

The responsibilities of Risk Management Committee are as follows:

- Formulate policies and guidelines for identification, measurement, monitoring and control all major risk categories.
- Ensuring the Bank has clear, comprehensive and well documented policies and procedure.
- Defining the Bank's overall risk tolerance in relation to credit risk.
- Ensuring that Bank's significant risks exposure is maintained at prudent levels and consistent with the available capital.

Apart from Board Level Risk Management Committee the other committees and groups as mentioned below supports for Overall Risk Management.

Risk Governance

Risk Management Committee was formed to review the credit risk, market risk and liquidity risk of the Bank. Apart from the Assets Liability Management Committee has been formed to monitor Liquidity risk as well as market risk, AML CFT committee in order to monitor the operational risk. The committee and subcommittee have effectively discharged their duties & responsibility.

Risk Management Department conducts periodical financial surveillance and monitoring. In addition to this, the risk management committee analyses the Stress testing of the bank as required by Nepal Rastra Bank and its impact and corrective action to mitigate the risk.

The major risk areas and mitigation mechanism is as given below:

5.1.1. Credit Risk

Credit risk is the probability of loss of principal and reward associated with it due to failure of counterparty to meet its contractual obligations to pay the Bank in accordance with agreed terms. The Credit Risk Monitoring and Reporting Framework/ have been prepared in order to mitigate/minimize the credit risk of the Bank through appropriate monitoring and reporting framework established within the Bank.

Bank has implemented various System/ Policies/ Procedures/ Guidelines for the effective management of Credit Risk. For each type of loan, credit policies and procedures define criteria for granting loans in a safe and sound manner including but not limited purpose of credit and source of repayment, collection of relevant information based on the different client risk profiles, use of adequate tools, adequacy, enforceability and liquidity status of collaterals, as well as the practical aspects of their mobilization.

Standardized loan application forms have been in use for facilitating collection and analysis of all the relevant data for evaluating credit worthiness and proper evaluation of the credit risk of the prospective borrower. The factors considered in evaluating loan applications normally included prospects of the business, management of the firm/company, financial analysis-income statement, balance sheet, cash flow statement, key financial indicators, and key risk and mitigates. Further, inspection and supervision are also conducted before approval of the loan for pre-analysis and after the disbursement of the loan as well for monitoring the utilization of the loan.

Maximum exposure to credit risk

The Bank has financial assets consisting mainly of loans & advances and investments at amortized cost. In these cases, the maximum exposure to credit risk is the carrying amount of the related financial assets.

5.1.2. Market Risk

Risks arising out of adverse movements in interest rates and equity prices are covered under Market Risk Management. Market Risk is the potential for loss of earnings or economic value due to adverse changes in financial market rates or prices. Institution exposure to market risk arises principally from customer driven transactions.

In line with Risk Management Guidelines prescribed by NRB, the Bank focuses on risk management in addition to that interest rate risk is assessed at a regular interval to strengthen market risk management. The market risk is managed within the risk tolerances and market risk limits set by ALCO. ALCO regularly meets, analyses and takes decision over the Market Risk by analyzing the internal as well as external factor.

5.1.3. Liquidity Risk

Liquidity risk is defined as the risk that the Bank will encounter difficulty in meeting obligations associated with financial liabilities that are settled by delivering cash or another financial asset. Liquidity risk arises because of the possibility that the Bank might be unable to meet its payment obligations when they fall due as a result of mismatches in the timing of the cash flows under both normal and stress circumstances. Such scenarios could occur when funding needed for fixed nature asset positions is not available to the Bank on acceptable terms. The Liquidity Risk is managed by ALCO. The ALCO has developed the Treasury circular for overall liquidity management of bank.

The following table depicts the maturity profile of the investment portfolio on an undiscounted cash flow basis which is designed and managed to meet the required level of liquidity as and when liquidity outgo arises taking into consideration the time horizon of the financial liabilities of the business.

(Rs. in '000)

S.N.	Particulars	1-90 Days	91-180 Days	181-270 Days	271-365 Days	Over 1 Year	Total Amount
Assets							
1	Cash Balance	68130.68					68130.68
2	Balance with Banks & FIs	230572.77					230572.77
3	Investment in Foreign Banks						0.00
4	Call Money	558591.26					558591.26
5	Government Securities			19710.00	144878.00	450000.00	614588.00
6	Nepal Rastra Bank Bonds						0.00
7	Inter Bank & FI Lending						0.00
8	Loans & Advances	132185.63	132920.11	165044.78	97364.65	3670340.63	4197855.79
9	Interest Receivable	3405.94	786.98	961.52	206.19	26376.05	31736.68
10	Reverse Repo						0.00
11	Receivables from other Institutions under Commitment						0.00
12	Payment to be made for facilities under s.no 20,21 & 22						0.00
13	Others	17143.78	5169.90	2636.03	4769.37	16681.91	46400.98
	Total Assets (A)	1010030.06	138876.99	188352.33	247218.21	4163398.58	5747876.17
Liabilities							
14	Current Deposits	646543.00					646543.00
15	Saving Deposits	833895.00					833895.00
16	Fixed Deposits	1843693.39	974171.83	272788.57	196867.04	311188.04	3598708.88
17	Debentures						0.00
18	Borrowings:	0.00	0.00	0.00	0.00	33750.00	33750.00
	(a) Call/Short Notice						0.00
	(b) Inter-bank/Financial Institutions						0.00
	(c) Refinance						0.00
	(d) Others					33750.00	33750.00
19	Other Liabilities and Provisions	141806.20	9014.77	315.83	16573.84	46577.29	214287.93
	(a) Sundry Creditors	504.48					504.48
	(b) Bills Payable	461.69	18.21	7.99	7.96	53.75	549.59
	(c) Interest Payable	2630.94	790.55	221.06	164.09	152.85	3959.49
	(d) Provisions	62272.24	7940.43		15638.26	45275.60	131126.53
	(e) Others	5816.46				94.48	5910.94
20	Payable to other institutions under Commitment						0.00
21	Unutilized Approved Facilities	44459.17					44459.17
22	Letter of Credit/Guarantee (Net of Margin)					3000.00	3000.00
23	Repo						0.00
24	Payment to be made for facilities under S.N. 11						0.00
25	Others						0.00
	Total Liabilities (B)	3440276.36	982921.01	273017.62	212677.36	393514.72	5302407.07

5.1.4. Operational Risk

Operational risk is the prospect of loss resulting from inadequate or failed procedures, systems or policies, employee errors, system failures, fraud or other criminal activity, any event that disrupts business processes.

Operational risk exposures are managed through a consistent set of management processes that drive risk identification, assessment, control and monitoring. For the control of operational risk of institution, it has Financial Administration Policy, Employee Bylaws, Operational Manual, AML/CFT Policy, Suspicious Transaction Identification Procedure, and Politically Exposed Person Policy, which guides the day-to-day operations.

Each risk control owner is responsible for identifying risks that are material and for maintaining an effective control environment across the organization. Risk control owners have responsibility for the control of operational risk arising from the management of the following activities: External Rules & Regulations, Liability, Legal Enforceability, Damage or Loss of Physical Assets, Safety & Security, Internal Fraud or Dishonesty, External Fraud, Information Security, Processing Failure, and Model. Operational risks can arise from all business lines and from all activities carried out by the Bank. Operational risk management approach seeks to ensure management of operational risk by maintaining a complete process universe defined for all business segments, products and functions processes.

5.1.5. Internal Control

The Board is committed to managing risks and in controlling its business and financial activities in a manner which enables it to maximize profitable business opportunities, avoid or reduce risks which can cause loss or reputational damage, ensure compliance with applicable laws and regulations and enhance resilience to external events. To achieve this, the Board has adopted policies and procedures of risk identification, risk evaluation, risk mitigation and control/monitoring.

The effectiveness of the Company's internal control system is reviewed regularly by the Board, its Committees, Management and Internal Audit. The Audit Committee has reviewed the effectiveness of the Bank's system of internal control during the year and provided feedback to the Board as appropriate. The bank has outsourced the Internal Audit function to maintain independency on the internal control system of institution. The Internal Audit monitors compliance with policies/standards and the effectiveness of internal control structures across the Bank through its program of business/unit audits. The Internal Audit function is focused on the areas of greatest risk as determined by a risk-based assessment methodology. Internal Audit reports are quarterly forwarded to the Audit Committee. The findings of all audits are reported to the Chief Executive Officer and Business Heads for initiating immediate corrective measures.

5.2. Capital management

Capital management approach is driven by its desire to maintain a strong capital base to support the development of its business and to meet the regulatory capital requirements.

5.3. Qualitative Disclosures

Bank has maintained capital adequacy as per directive issued by NRB. For the purpose, the Bank has developed Internal Capital Adequacy Assessment Process (ICAAP) which acts as a guiding document for reporting the ongoing assessment of the Bank's risks, how the Bank intends to mitigate those risks and how much current and future capital is necessary having considered other mitigating factors.

5.3.1. Capital structure and capital adequacy

a. Tier 1 capital and a breakdown of its components

Amount in Rs '000

1.2 CAPITAL		Current Period	Previous Period
(A) Core Capital (Tier 1)		602,471.16	563,963.45
a	Paid up Equity Share Capital	538,722.00	519,000.00
b	Irredeemable Non-cumulative preference shares	-	-
c	Share Premium	1.81	1.81
d	Proposed Bonus Equity Shares	-	-
e	Statutory General Reserves	25,845.62	17,697.30
f	Retained Earnings	37,901.73	27,264.33
g	Un-audited current year cumulative profit/(loss)		
h	Capital Redemption Reserve		
i	Capital Adjustment Reserve		
j	Debenture Redemption Reserve		
k	Dividend Equalization Reserves		
l	Other Free Reserve		
n	Less: Goodwill		
o	Less: Fictitious Assets		
p	Less: Investment in equity in licensed Financial Institutions		
q	Less: Investment in equity of institutions with financial interests		
r	Less: Investment in equity of institutions in excess of limits		
s	Less: Investments arising out of underwriting commitments		
t	Less: Reciprocal crossholdings		
u	Less: Purchase of land & building in excess of limit and unutilized		
v	Less: Other Deductions		
Adjustments under Pillar II			
SRP 6.4a(1)	Less: Shortfall in Provision	-	
SRP 6.4a(2)	Less: Loans & Facilities extended to related parties and restricted lending	-	

b. Tier 2 capital and a breakdown of its components

(B) Supplementary Capital (Tier 2)		62,976.89	53,570
a	Cumulative and/or Redeemable Preference Share		
b	Subordinated Term Debt		
c	Hybrid Capital Instruments		
d	General Loan Loss Provision	62,976.89	53,569.93

e	Exchange Equalization Reserve		
f	Investment Adjustment Reserve		
g	Other Reserves		
Total Capital Fund (Tier I and Tier II)		665,448.06	617,533.37

c. Capital adequacy ratio

1.3 CAPITAL ADEQUACY RATIOS	Current Period	Previous Period
Tier 1 Capital to Total Risk Weighted Exposures (After Bank's adjustments of Pillar II)	14.44%	16.66%
Tier 1 and Tier 2 Capital to Total Risk Weighted Exposures (After Bank's adjustments of Pillar II)	15.95%	18.24%

d. Risk weighted exposure for credit risk

A. Balance Sheet Exposures	Book Value	Specific Provision	Eligible CRM	Net Value	Risk Weight	Risk Weighted Exposures
	a	b	c	d=a-b-c	E	f=d*e
Cash Balance	68,130.68			68,130.68	0%	-
Balance With Nepal Rastra Bank	230,572.77			230,572.77	0%	-
Gold				-	0%	-
Investment in Nepalese Government Securities	614,588.00			614,588.00	0%	-
All Claims on Government of Nepal				-	0%	-
Investment in Nepal Rastra Bank securities				-	0%	-
All claims on Nepal Rastra Bank				-	0%	-
Claims on Foreign Government and Central Bank (ECA 0-1)				-	0%	-
Claims on Foreign Government and Central Bank (ECA -2)			-	-	20%	-
Claims on Foreign Government and Central Bank (ECA -3)			-	-	50%	-
Claims on Foreign Government and Central Bank (ECA-4-6)			-	-	100%	-
Claims on Foreign Government and Central Bank (ECA -7)			-	-	150%	-
Claims On BIS, IMF, ECB, EC and MDB's recognized by the framework				-	0%	-
Claims on Other Multilateral Development Banks			-	-	100%	-
Claims on Domestic Public Sector Entities			-	-	100%	-
Claims on Public Sector Entity (ECA 0-1)			-	-	20%	-

Claims on Public Sector Entity (ECA 2)			-	-	50%	-
Claims on Public Sector Entity (ECA 3-6)			-	-	100%	-
Claims on Public Sector Entity (ECA 7)			-	-	150%	-
Claims on domestic banks that meet capital adequacy requirements	776,031.53		-	776,031.53	20%	155,206.31
Claims on domestic banks that do not meet capital adequacy requirements			-	-	100%	-
Claims on foreign bank (ECA Rating 0-1)			-	-	20%	-
Claims on foreign bank (ECA Rating 2)			-	-	50%	-
Claims on foreign bank (ECA Rating 3-6)			-	-	100%	-
Claims on foreign bank (ECA Rating 7)			-	-	150%	-
Claims on foreign bank incorporated in SAARC region operating with a buffer of 1% above their respective regulatory capital requirement			-	-	20%	-
Claims on Domestic Corporates (Credit rating score equivalent to AAA)			-	-	80%	-
Claims on Domestic Corporates (Credit rating score equivalent to AA+ to AA-)			-	-	85%	-
Claims on Domestic Corporates (Credit rating score equivalent to A+ to A-)			-	-	90%	-
Claims on Domestic Corporates (Credit rating score equivalent to BBB+ & below)			-	-	100%	-
Claims on Domestic Corporates (Unrated)	148,706.07		-	148,706.07	100%	148,706.07
Claims on Foreign Corporates (ECA 0-1)			-	-	20%	-
Claims on Foreign Corporates (ECA 2)			-	-	50%	-
Claims on Foreign Corporates (ECA 3-6)			-	-	100%	-
Claims on Foreign Corporates (ECA 7)			-	-	150%	-
Regulatory Retail Portfolio (Not Overdue)	2,247,508.53		124,359.18	2,123,149.35	75%	1,592,362.02
Claims fulfilling all criterion of regularity retail except granularity			-	-	100%	-
Claims secured by residential properties	700,654.81		-	700,654.81	60%	420,392.89
Claims not fully secured by residential properties			-	-	150%	-
Claims secured by residential properties (Overdue)	15,699.72		-	15,699.72	100%	15,699.72
Claims secured by Commercial real estate			-	-	100%	-

Past due claims (except for claims secured by residential properties)	113,530.29		-	113,530.29	150%	170,295.43
High Risk claims	601,338.72		-	601,338.72	150%	902,008.09
Real Estate loans for land acquisition and development (Other than mentioned in Capital Adequacy framework 2007-point 3.3(j)(1)(j))			-	-	125%	-
Lending against Shares(above Rs.5 Million)	6,044.47		-	6,044.47	125%	7,555.59
Lending Against Securities (Bonds)			-	-	100%	-
Lending Against Shares(upto Rs. 5 Million)	32,729.04		-	32,729.04	100%	32,729.04
Real Estate loans for land acquisition and development (For institutions/projects registred/licensed and approved by Government of Nepal for land acquisition and development purposes)			-	-	100%	-
Personal Hirepurchase/Personal Auto Loans	114,203.87		-	114,203.87	100%	114,203.87
Investments in equity and other capital instruments of institutions listed in stock exchange	18,879.18		-	18,879.18	100%	18,879.18
Investments in equity and other capital instruments of institutions not listed in the stock exchange	5,000.00		-	5,000.00	150%	7,500.00
Staff loan secured by residential property	44,034.83			44,034.83	50%	22,017.42
Interest Receivable/claim on government securities	8,551.43			8,551.43	0%	-
Cash in transit and other cash items in the process of collection				-	20%	-
Other Assets (as per attachment)	143,039.83	-	-	143,039.83	100%	143,039.83
TOTAL (A)	5,889,243.77	-	124,359.18	5,764,884.59		3,750,595.43

B. Off Balance Sheet Exposures	Book Value	Specific Provision	Eligible CRM	Net Value	Risk Weight	Risk Weighted Exposures
Revocable Commitments				-	0%	-
Bills Under Collection				-	0%	-
Forward Exchange Contract Liabilities			-	-	10%	-
LC Commitments With Original Maturity Upto 6 months domestic counterparty			-	-	20%	-
Foreign counterparty (ECA Rating 0-1)			-	-	20%	-

Foreign counterparty (ECA Rating 2)			-	-	50%	-
Foreign counterparty (ECA Rating 3-6)			-	-	100%	-
Foreign counterparty (ECA Rating 7)			-	-	150%	-
LC Commitments With Original Maturity Over 6 months domestic counterparty			-	-	50%	-
Foreign counterparty (ECA Rating 0-1)			-	-	20%	-
Foreign counterparty (ECA Rating 2)			-	-	50%	-
Foreign counterparty (ECA Rating 3-6)			-	-	100%	-
Foreign counterparty (ECA Rating 7)			-	-	150%	-
Bid Bond, Performance Bond and Counter guarantee domestic counterparty			-	-	40%	-
Foreign counterparty (ECA Rating 0-1)			-	-	20%	-
Foreign counterparty (ECA Rating 2)			-	-	50%	-
Foreign counterparty (ECA Rating 3-6)			-	-	100%	-
Foreign counterparty (ECA Rating 7)			-	-	150%	-
Underwriting commitments			-	-	50%	-
Lending of Bank's Securities or Posting of Securities as collateral			-	-	100%	-
Repurchase Agreements, Assets sale with recourse			-	-	100%	-
Advance Payment Guarantee			-	-	100%	-
Financial Guarantee	3,000.00		-	3,000.00	100%	3,000.00
Acceptances and Endorsements			-	-	100%	-
Unpaid portion of Partly paid shares and Securities			-	-	100%	-
Irrevocable Credit commitments (short term)	44,209.43		-	44,209.43	20%	8,841.89
Irrevocable Credit commitments (long term)			-	-	50%	-
Claims on foreign bank incorporated in SAARC region operating with a buffer of 1% above their respective regulatory capital requirement				-	20%	-
Other Contingent Liabilities			-	-	100%	-
Unpaid Guarantee Claims			-	-	200%	-
TOTAL (B)	47,209.43	-	-	47,209.43		11,841.89

Total RWE for credit Risk Before Adjustment (A)+(B)	5,936,453.20	-	124,359.18	5,812,094.02		3,762,437.32
<u>Adjustments under Pillar II</u>						
SRP 6.4a(3) - Add 10% of the loans & facilities in excess of Single Obligor Limits to RWE						-
SRP 6.4a(4) - Add 1% of the contract (sale) value in case of the sale of credit with recourse to RWE						-
Total RWE for Credit Risk after Bank's adjustments under Pillar II	5,936,453.20	-	124,359.18	5,812,094.02		3,762,437.32

e. Risk weighted exposure for operational risk

S.N.	Particulars	Fiscal Year		
		2077/78	2078/79	2079/80
1	Net Interest Income	81,256.33	118,181.72	158,751.65
2	Commission and Discount Income	9,284.20	11,127.86	15,770.55
3	Other Operating Income	1,408.64	2,754.68	(1,042.55)
4	Exchange Fluctuation Income			
5	Addition/Deduction in Interest Suspense during the period			
6	Gross income (a)	91,949.17	132,064.27	173,479.65
7	Alfa (b)	15%	15%	15%
8	Fixed Percentage of Gross Income [c=(a×b)]	13,792.38	19,809.64	26,021.95
9	Capital Requirement for operational risk (d) (average of c)	19,874.65		
10	Risk Weight (reciprocal of capital requirement of 10%) in times (e)	10		
11	Equivalent Risk Weight Exposure [f=(d×e)]	198,746.55		

SRP 6.4a (8) Adjustments under Pillar II (If Gross Income for the last three years is negative)

1	Total Credit and Investment (net of Specific Provision) of related month	-
2	Capital Requirement for Operational Risk (5% of net credit and investment)	-
3	Risk Weight (reciprocal of capital requirement of 11%) in times	9.09
4	Equivalent Risk Weight Exposure (g)	-
5	Equivalent Risk Weight Exposure [h=f+g]	198,746.55

a. Total Risk Weighted Exposure:

1. 1 RISK WEIGHTED EXPOSURES		Current Period	Previous Period
a	Risk Weighted Exposure for Credit Risk	3,762,437.32	3,110,126.46
b	Risk Weighted Exposure for Operational Risk	198,746.55	143,303.74
c	Risk Weighted Exposure for Market Risk	-	-
Total Risk Weighted Exposures (Before adjustments of Pillar II)		3,961,183.87	3,253,430.20
<u>Adjustments under Pillar II</u>			
SRP 6.4a (5)	ALM policies & practices are not satisfactory, add 1% of net interest income to RWE	1,587.52	1,181.82
SRP 6.4a (6)	Add% of the total deposit due to insufficient Liquid Assets	-	-
SRP 6.4a (7)	Add RWE equivalent to reciprocal of capital charge of 3 % of gross income.	52,043.90	-

SRP 6.4a (9)	Overall risk management policies and precedures are not satisfactory. Add 4% of RWE	158,447.35	130,137.21
SRP 6.4a (10)	If desired level of disclosure requirement has not been achieved, Add% of RWE	-	-
Total Risk Weighted Exposures (After Bank's adjustments of Pillar II)		4,173,262.64	3,384,749.23

5.4. Classification of financial assets and financial liabilities

Particulars	As at		As at	
	2081-03-31		2080-03-31	
	Carrying Value	Fair Value	Carrying Value	Fair Value
Assets				
Assets carried at Amortized Cost				
Cash and Cash Equivalent	626,721,937	626,721,937	618,140,730	618,140,730
Statutory Balances and Due from Nepal Rastra Bank	230,572,773	230,572,773	161,981,395	161,981,395
Placement with Bank and Financial Institutions	-	-	50,000,000	50,000,000
Loans and Advances to Customers	4,283,897,822	4,283,897,822	3,386,286,990	3,386,286,990
Investment Securities	614,588,000	614,588,000	469,901,760	469,901,760
Investment in Subsidiaries	-	-	-	-
Fair Value through Profit & Loss (FVTPL)				
Investment Securities	-	-	-	-
Fair Value through Other Comprehensive Income (FVTOCI)				
Investment Securities	23,879,178	34,873,464	17,481,005	29,086,457
Liabilities				
Liabilities carried at Amortized Cost				
Due to Bank and Financial Institutions	95,863,762	95,863,762	216,349,987	216,349,987
Due to Nepal Rastra Bank	-	-	-	-
Deposit from Customers	4,969,252,941	4,969,252,941	3,859,791,075	3,859,791,075
Borrowings	33,750,000	33,750,000	25,000,000	25,000,000
Fair Value through Profit & Loss (FVTPL)				
Derivative Financial Instruments	-	-	-	-

5.5. Segment Analysis

5.5.1. General Information

An operating segment is a component that engages in business activities from which it earns revenue and incurs expense, including revenues and expenses that relating to transaction with any of groups other components, whose operating results are reviewed by management.

Business segments have been identified and reported taking into account the function, products and the services offered by the bank and the departmental operation carried out by

the bank. Segment results that are reported to the Bank's include directly attributable to a segment as well as those that can be allocated on a reasonable basis.

The Bank operates in the following segments:

Banking:

It includes the general function carried out by the banks. Lending and deposits are included in the Banking operation. The major sources of the income include the interest income and the processing fees on the loan granted.

Treasury:

Investments made by the banks is covered by this segment. The investment includes the investment made on the government bonds and the various listed and the un-listed securities including the units of the mutual funds. The income of this segment includes the interest and the dividend income.

Card:

It includes the technology-based services offered by the bank.

Remittance:

It covers the remittance services offered by the bank to its valued customers. The Bank serves as a remittance agent to various remittance companies to send and pay international as well as domestic remittance.

Amount in Rs

A. Information about reportable segment (NFRS)

Particulars	Banking	Treasury	Card	Remittance	All Others	Total
(a) Revenue from external customers	532,731,236	46,548,355	712,517,99	310,681	10,290,755	590,593,544
(b) Intersegment revenues						
(c) Net Revenue	532,731,236	46,548,355	712,517,99	310,681	10,290,755	590,593,544
(d) Interest Revenue	54,888,509	46,276,392	-	-	4,920,282	566,085,184
(e) Interest Expense	391,423,653	1,655,290	-	-	-	393,078,943
(f) Net interest revenue (b)	123,464,856	44,621,102	-	-	4,920,282	173,006,240
(g) Impairment Charge	27,631,075					27,631,075
(h) Personnel Expenses	57,151,804	4,993,742	76,439	33,330	1,104,000	63,359,316
(i) Other operating expenses	29,574,387	2,486,862	38,067	16,598	549,787	32,665,700
(j) Depreciation and Amortization	13,131,790	1,147,414	17,564	7,658	253,666	14,558,092
(k) Segment profit/(loss)	13,818,527	36,265,046	580,448.49	253,094	8,383,302	59,300,417
(l) Entity's interest in the profit or loss of associates accounted for using equity method						
(m) Other material non-cash items:						
.....						
.....						
.....						
(n) Impairment of assets						
(o) Segment assets	5,066,279,169	649,461,464	-	28,240,798	67,826,639	5,811,808,069
(p) Segment liabilities	5,065,116,704	33,750,000	-	-	712,941,365	5,811,808,069

B. Reconciliation of reportable segment profit or loss

Particulars	Current Quarter
Total Profit before tax for reportable segment	59,300,417
Profit before tax for other segment	-
Elimination of intersegment profit	-
Elimination of discontinued operation	-
Uncollected Amounts:	-
-Other Corporate Expenses	-
Profit before tax	59,300,417

5.5.2. Measurement of operating segment profit or loss, assets and liabilities

The bank has identified the major segments on the basis of the nature of the operation. The bank has accounted the inter segment transaction if any as per the banking policy.

5.5.3. Reconciliation of reportable segment revenues, profit or loss, assets and liabilities:

Revenue

Particulars	Amount (Rs.)
Total revenue for reportable segments	580,302,789
Other revenues	10,290,755
Elimination of intersegment profits	-
Entity's revenues	590,593,544

Profit or Loss

Particulars	Amount (Rs.)
Total profit or loss for reportable segments	50,917,116
Other profit or loss	8,383,302
Elimination of intersegment profits	
Unallocated amounts:	
Profit or loss before income tax	59,300,417

Assets

Particulars	Amount (Rs.)
Total assets for reportable segments	5,743,981,430
Other assets	67,826,639
Unallocated amounts:	
Entity's assets	5,811,808,069

Liabilities

Particulars	Amount (Rs.)
Total liabilities for reportable segments	5,098,866,704
Other liabilities	712,941,365
Unallocated amounts:	
Entity's liabilities	5,811,808,069

5.5.4. Information about the products and the services

Amount in Rs

S.N.	Description	Revenue
(a)	General Banking-Loan to customers, BFIs, Others	532,731,236
(b)	Treasury: Investment of the bonds, Dividend income	46,548,355
(c)	Card: Mobile, Internet Banking and SCT card fees	712,518
(d)	Remittance	310,681

5.5.5. Information about geographical area

Revenue from following geographical area:

a)	Domestic	590,593,544
	Province 1	-
	Province 2	-
	Province 3	-
	Province 4	590,593,544
	Province 5	-
	Province 6	-
	Province 7	-
b)	Foreign	-

5.6. Share options and share based payment

The Bank do not have a policy for share options to its employees and also during the year the Bank has not made any payments or settlements by issuing new shares.

5.7. Contingent liabilities and commitment (Rs.)

Particulars	31-03-2081 (Rs.)	31-03-2080 (Rs.)
Contingent liabilities	-	-
Undrawn and undisbursed facilities	57,563,557	41,644,059
Capital commitment	-	-
Lease Commitment	-	-
Litigation	-	-
Total	57,563,557	41,644,059

Litigations:

Litigations are anticipated in the context of business operations due to the nature of the transactions involved.

However, the Development bank has no any litigations.

5.8. Related Parties disclosures

a. Related party

The bank has identified following as related parties under NAS 24:

1. Directors
2. Key Management Personnel of the Bank and
3. Related parties of the above two

S.N.	Name of Related Party	Relationship
1	Mr. Ganesh Kumar Shrestha	Chairman
2	Mr. Krishna Shankar Shrestha	Director

3	Mr. Manobigyan Shrestha	Director
4	Mrs. Narayani Devi Shrestha	Director
5	Mr. Surya Prasad Lamsal	Director
6	Mr. Prajwol Shrestha	Director
7	Mr. Hari Bahadur Budhathoki	Chief Executive Officer
8	Mr. Prakash Gurung	Deputy Chief Executive Officer

b. Key Managerial Personnel

Key managerial Personnel are those persons having authority and responsibility for planning, directing and controlling the activities of the entity directly or indirectly. The Board of Directors, Chief Executive Officer (CEO) and Deputy CEO of the bank are identified as KMP of the bank.

c. Transaction with Board of Directors

All the members of the Board are non-executive directors and no executive compensation is paid to the directors. Specific non-executive allowances paid to the directors till current period ended Asar 2081 are as under-

Board of Directors Meeting Fee/allowance

Particulars	Sitting Fees (NPR)
Board Meeting Allowance	410,000.00
AML/CFT Committee Allowance	20,000.00
Audit Committee Allowance	64,000.00
Risk Committee Allowance	40,000.00
Total	538,000.00

In addition to above meeting allowance, following amount have been paid to directors:

Particulars	Sitting Fees (NPR)
Newspaper Allowance	94,500.00
Total	94,500.00

These allowances are approved by the Annual General Meeting of the bank.

d. Transaction with other Key Managerial Personnel

Compensation to Chief Executive Officer and Deputy Chief Executive Officer

Amount in Rs.

Particulars	Deputy Chief Executive Officer	Chief Executive Officer
Short Term Employee Benefits	1,057,000.00	3,000,000.00
Employee Bonus & Welfare	-	156,400.00
Post Employee Benefits	117,312.00	329,940.00
Festival Allowances	-	250,000.00
Other Allowances	650.00	103,414.00
Total	1,174,962.00	3,839,754.00

Compensation to Senior Management Personal of the Bank

Particulars	31-03-2081 (Rs.)
Short Term Employee Benefits	3,621,538.00
Employee Bonus & Welfare	186,805.00
Post Employee Benefits	409,675.00
Festival Allowances	191,133.00
Other Allowances	250,952.00
Total	4,660,103.00

Senior Management Personnel indicates staff of Manager Level and above.

e. Transaction and agreement involving KMP and their close family member

Close family members of a KMP are those family members who may be expected to influence, or be influenced by, that KMP in their dealings with the Bank. They may include KMP's spouse and children, children of the KMP's spouse and dependents of the KMP or of the KMP's spouse. Close family member is related parties to the Bank.

For the reported period there have been no payments or transactions with close family members of KMP except in the normal course of banking business, both for the Bank.

5.9. Merger and Acquisition

There are no merger or acquisitions transaction during the year

5.10. Additional disclosures of non-consolidated entities

There are no such entities which are required to be consolidated but not done during the year.

5.11. Events after reporting date

Events after the balance sheet date are those events, favorable and unfavorable, that occur between the balance sheet date and the date when the financial statements are authorized for issue.

Appropriate adjustments in the financial statements and disclosures in notes to accounts have been made for all material and significant events that have occurred between the balance sheet date and date when the financial statements have been authorized for issue.

Where necessary all material events after reporting date have been considered and appropriate adjustments or disclosures have been made in the Financial Statements as per NAS 10. There are no material events that have occurred subsequent to 15 July 2024 till the signing of this financial statement.

5.12. Effect on Non-Banking Assets

Land or land and building other than those classified as property and equipment; and non-current assets held for sale under relevant accounting standard has been presented as

Investment Properties. Investment Property shall include land, land and building acquired as non-banking assets by the bank but not sold.

The bank had no investment property as on 31st Ashad 2080 but NBA was booked during the year 2080/81 details of which is as under:

Particulars	31 Ashad 2081	31 Ashad 2080
Investment properties measured at Cost		
Balance as on Shrawan 1	-	-
Addition/disposal during the year	5,135,217.48	-
Adjustment/transfer	-	-
Accumulated depreciation	-	-
Accumulated impairment loss	-	-
Net amount	5,135,217.48	-
TOTAL	5,135,217.48	-

Details of Non-Banking Assets

S.N.	Name of the Party/Borrower, Address	NBA booked Date	31 Ashad 2081	32 Ashad 2080
1	Tara Bahadur Malla	11/04/2024	3,593,134.16	-
2	Malla Krishi Farm	11/04/2024	1,542,083.32	-
TOTAL			5,135,217.48	-

5.13. Change of estimate

There is no change in estimate during the current year.

5.14. Earnings per share

The Bank measures earning per share on the basis of the earnings attributable to the equity shareholders for the period. The number of shares is taken as the weighted average number of shares for the relevant period as required by NAS 33 Earnings per Share.

Amount in Rs

Particulars	Year ended	Year ended
	31-03-2081	31-03-2080
Profit attributable to equity shareholders (a)	40,741,584	16,495,671
Weighted average of number of equity shares used in computing basic earnings per share (b)	5,387,220	5,190,000
Adjusted weighted average of number of equity shares used in computing basic earnings per share	-	-
Basic and diluted earnings per equity share of NPR 100 each (a/b)	7.56	3.18

As there are no potential ordinary shares that would dilute current earning of equity holders, basic EPS and diluted EPS are equal for the period presented.

Pursuant to the requirement of NAS 33, the company has retrospectively adjusted and restated the Basic Earnings per Share (BEPS) and Diluted Earnings Per Share (DEPS) for previous year.

5.15. Non-performing assets

The Details of performing and non-performing loan and its changes are presented below:

Amount in Rs

Particulars	Current Year	Previous Year	Change	
			Amount	%
Pass Loan (Performing Loans)	4,068,625,788.66	3,232,766,506.57	835,859,282.09	25.86%
Non-Performing Loans (NPL)	129,230,005.23	95,722,564.96	33,507,440.27	35.00%
Restructured/Rescheduled	14,932,109.94	-	14,932,109.94	100.00%
Substandard	28,745,400.49	28,825,131.83	-79,731.34	-0.28%
Doubtful	32,899,683.94	48,500,818.40	-15,601,134.46	-32.17%
Loss	52,652,810.86	18,396,614.73	34,256,196.13	186.21%
Gross Loans & Advances	4,197,855,793.89	3,328,489,071.53	869,366,722.36	26.12%

5.16. Concentration of Deposits, Loans & Advances and Contingents

Amount in Rs

Particulars	Loans & Advances and Bills Purchased	Loans & Advances and Bills Purchased
	Current Year	Previous Year
Total Amount Outstanding	4,197,855,794	3,328,489,072
Highest Exposure of a Single Unit	125,000,000	59,647,460
Concentration of Exposure (%)	2.98%	1.79%

For the calculation of concentration, loans and advances is total loans extended to the customers except staff loans and interest accruals on loans and the deposits is total deposits from the customers excluding interest payables.

Single Obligor Limit and Sector-wise Limit (Directive No. 3) for both funded and non-funded are within the limit as prescribed by NRB directives.

5.17. Additional Disclosures

a) Reserves

5.17.1. General Reserve

Section 44 of Bank and Financial Institutions Act 2073 requires the Bank to allocate at least 20% of the net profits of every year to General Reserve until it is twice the paid-up capital. The Bank has appropriated NPR 8,148,317 of the net profits to General Reserve in the current year.

Amount in Rs

Particulars	Current Year	Previous Year
Opening General Reserve	17,697,304	14,398,170
20% of Profit to be transferred	8,148,317	3,299,134
Closing General Reserve	25,845,621	17,697,304

5.17.2. Exchange Equalization Reserve

5.17.2. Exchange Equalization Reserve

Section 45 Bank and Financial Institutions Act 2073 requires, 25% of revaluation gain from foreign currency exchange rate differences to be transferred to Exchange Equalization Reserve and revaluation loss is charged to profit and loss account. As the bank does not involve in any foreign currency exchange transactions, no amount was required to be transferred to the reserve.

5.17.3. Fair Value Reserve

The net change in fair value of financial assets that are measured at fair value and change in fair value is recognized in other comprehensive income until assets are derecognized. As the bank does not account financial assets through FVTPL, no amount was required to be transferred in the reserve.

5.17.4. Asset Revaluation Reserve

Assets are recognized under cost model and they are presented under historical cost. So, no assets have been revalued as on balance sheet date.

5.17.5. Investment Adjustment Reserve

During this fiscal year there is no such transaction requiring investment adjustment reserve. Investment in Promoter share of SCT has been made amounting NPR 5 million which has not yet been listed in the Stock Exchange. However, as SCT involves in business of payment switch, no such adjustment reserve was created.

5.17.6. Regulatory Reserve

The amount to this reserve has been allocated from profit/retained earnings as per the Directive of NRB for the purpose of implementation of NFRSs and is not regarded as free for distribution of dividend. Details are as presented under:

Particulars	31 st Ashad 2081 (Rs.)	31 st Ashad 2080 (Rs.)	31 st Ashad 2079 (Rs.)
Opening Balance of Regulatory reserve	16,309,875.00	9,370,268.00	5,197,210.00
Addition:			
Interest receivable on Loans and advances	(2,292,070.00)	8,017,170.00	3,698,015.00
Change in fair value of equity instrument	-	-	-
Deferred Tax Assets	-	(1,077,563.00)	475,043.00
Non-Banking Assets	3,235,187.00	-	-
Actuarial Gain/Loss	-	-	-
Closing Balance of Regulatory Reserve	17,252,992.00	16,309,875.00	9,370,268.00

Item-wise movement of regulatory reserve is as follows:

Amount in Rs

Fiscal Year	Interest Receivable	Short Loan Loss Provision on NBA	Deferred Tax Assets	Actuarial Loss Recognized	Goodwill	Fair Value Recognized in OCI	Total
Opening Balance as on 1st Shrawan 2077	4,518,146.00	-	602,520.00	64,093.00	-	-	5,184,759.00

Changes in FY 2077/78	12,451.00	-	-	-	-	12,451.00
Balance as on 31st Ashad 2078	4,530,597.00	-	602,520.00	64,093.00	-	5,197,210.00
Changes in FY 2078/79	3,698,015.00	-	475,043.00	-	-	4,173,058.00
Balance as on 31st Ashad 2079	8,228,612.00	-	1,077,563.00	64,093.00	-	9,370,268.00
Changes in FY 2079/80	8,017,170.00	-	(1,077,563.00)	-	-	13,543,326.00
Balance as on 31st Ashad 2080	16,245,782.00	-	-	64,093.00	-	16,309,875.00
Changes in FY 2080/81	(2,292,070.00)	3,235,187.00	-	-	-	943,117.00
Balance as on 31st Ashad 2081	13,953,712.00	3,235,187.00	-	64,093.00	-	17,252,992.00

Movement of AIR and ICTL

Particulars	AIR	ICTL	Total
Opening balance	16,245,782.00	-	16,245,782.00
Add: Adjustment during the year	23,962,295.00	-	23,962,295.00
Less: Interest derecognized during the year on NPL accounts	(10,008,584.00)	-	(10,008,584.00)
Closing balance	13,953,711.00	-	13,953,711.00
Balance of AIR and ICTL in Regulatory Reserve			(2,292,070)

5.17.7. Corporate Social Responsibility

As per the NRB Directive 6.16 on the Corporate Social Responsibility, the Bank has allocated 1% of the net profit after tax of current fiscal year for CSR activities amounting Rs 407,416 for current year and Rs 164,957 for previous year. During the current year Rs 270,150 was used for CSR purpose from the opening available fund of Rs. 419,278.

Amount in Rs

Particulars	31-03-2081	31-03-2080
Opening CSR Reserve	419,278	521,146
Add: Amount allocated to CSR Reserve	407,416	164,957
Less: Expenses incurred from CSR Fund	(270,150)	(266,825)
Closing CSR Reserve	556,544	419,278

Sector wise bifurcation of CSR expenses is as follows:

Sector	Amount (Rs.)
Direct Donation Expenses	192,800.00
Social Project	28,260.00
Financial Literacy	49,090.00
Total	270,150.00

Province wise bifurcation of CSR expenses is as follows;

Sector	Amount (Rs.)
Province 1	-
Province 2	-
Province 3	-

Province 4	270,150.00
Province 5	-
Province 6	-
Province 7	-
Total	270,150.00

5.17.8 Staff Skill Development Fund

The Bank and Financial Institution are required to allocate and spent at least 3% of the previous year salary and allowances for the staff skill development as per Directive 6 of the Nepal Rastra Bank Directives. In case the allocated amount isn't spent, the same has to be carried forward to the next financial year in a Staff Skill Development Fund. In line of this requirement, the movement on the Skill Development Fund is as follows:

Particulars	Current Year (Rs.)	Previous Year (Rs.)
Opening Balance	173,387.68	471,537.44
3% of the previous year salary and allowances	1,135,607.73	993,244.07
Total amount incurred for employee training and skill development program	968,032.89	1,291,393.83
Excess/(Deficit) amount incurred for employee training and skill development program	167,574.84	298,149.76
Staff Skill Development Fund carried forward to next year	340,962.52	173,387.68

5.17.9 Debenture Redemption Reserve

As the bank has not issued any debentures, debenture redemption reserve has not been created during the year.

b) Investment Securities:

Investment Securities have been valued under fair value as allowed under NFRS 9. Closing Market Price of Securities has been used as the Fair value of the Asset/Securities for investment securities valued at Fair Value through Other Comprehensive Income. Different Fair Value Hierarchy has been considered (Level 1, Level 2 and Level 3) depending upon the availability of information and regarding the valuation of other investments through amortized cost, EIR rate has been used for booking the amortized cost of investment and interest income accordingly.

c) Loans and Advances to BFIs and customers:

Loans & Advances to B/FIs and Customers have been valued under amortized cost as allowed under NFRS 9. Separate Effective Interest Rate (EIR) has not been computed since all the relevant transactions costs for computing EIR are ignored due to impracticability to determine the relevant costs as allowed by Carve Out issued by ICAN. The details of loans and advances are as follows:

Particulars	Amount (Rs.)
1. Performing Loans and advances	4,068,625,788.66
1.1 Pass Loan	3,648,810,324.89

1.1.1 Pass Loan (other than Restructured/ Rescheduled COVID Related)	3,648,810,324.89
1.1.2 Pass Loan (Restructured/Rescheduled COVID Related)	-
1.2 Watch List	419,815,463.77
2. Non-Performing Loan and Advances	129,230,005.23
2.1 Restructured / Rescheduled	14,932,109.94
2.2 Sub-standard	28,745,400.49
2.3 Doubtful	32,899,683.94
2.4 Loss	52,652,810.86
3. Total Loan and Advances (1+2)	4,197,855,793.89

The reconciliation of loans as per above and financials are as follows:

Particulars	Amount (Rs.)
Loan as per Financial	4,160,791,528.00
Staff Loan Included	(86,042,027.84)
AIR on Loan	(30,138,681.00)
Staff Loan NFRS Adjustment	(20,960,364.45)
Total Loans (NRB)	4,197,855,793.89

As per para 63 of NAS 39, an entity shall assess at the end of each reporting period if there is any objective evidence that financial asset or group of financial assets measured at amortized cost is impaired. Bank has applied Para 63 and has computed impairment loss. However, as per the Carve-out issued by ICAN as a mandatory treatment of impairment loss for the transition period for banks and financial institution, impairment loss to be measured at higher of amount derived as per norms prescribed by NRB for loan loss provision and as per para 63. Details of such impairment is as mentioned below:

Particulars	Current Year	Previous Year	P/L Impact
Loan Loss as per NRB	132,284,609.72	104,653,534.49	27,631,075.23
Good	42,466,449.08	35,885,128.65	6,581,320.43
Watchlist	19,805,788.72	15,290,985.67	4,514,803.05
Reschedule	929,985.39	-	929,985.39
Substandard	6,305,786.58	6,874,521.70	(568,735.12)
Doubtful	14,480,186.45	33,798,635.39	(19,318,448.94)
Bad	47,591,757.39	12,804,263.08	34,787,494.31
Additional	704,656.12	-	704,656.12
Impairment as per NFRS			
Individual Impairment	-	-	-
Collective Impairment	11,814,916.00	53,558,624.00	-
Impairment to be considered as Alternative Treatment by ICAN (Higher of above two)	132,284,609.72	104,653,534.49	27,631,075.23

Provision as per NRB contains provision required as NRB directive as well as those prescribed by NRB supervision audit. Higher of impairment as per para 63 of NAS 39 and as per the provision norms prescribed by NRB for loans and advances has been considered in preparing financial statements.

Loan Loss Provision as per Unified Directive 2080

Particulars	2080-81		2079-80	
	Loans and Advances (Rs.)	Loan Loss Provision (Rs.)	Loans and Advances (Rs.)	Loan Loss Provision (Rs.)
Pass	3,648,810,324.89	42,466,449.08	2,904,611,004.68	35,885,128.65
Watch list	419,815,463.77	19,805,788.72	328,155,501.89	15,290,985.67
Restructure	14,932,109.94	929,985.39	-	-
Substandard	28,745,400.49	6,305,786.58	28,825,131.83	6,874,521.70
Doubtful	32,899,683.94	14,480,186.45	48,500,818.40	33,798,635.39
Bad	52,652,810.86	47,591,757.39	18,396,614.73	12,804,263.08
Additional	-	704,656.12	-	-
Total	4,197,855,793.89	132,284,609.72	3,328,489,071.53	104,653,534.49

d) Interim Financial Statements:

Interim Financial Statements are prepared and published on quarterly basis in accordance with NRB Directives in compliance with statutory and legal requirement within the time frame as prescribed.

e) Gratuity and Accumulated Leave Provision:

Gratuity

Bank has contributed 8.33% of basic salary (including grade) to each employee and has deposited the same in Citizen Investment Trust (CIT). The total amount of Gratuity deposited in respect of employees in CIT during the year amounts to NPR 1,774,265.

Leave

The Bank has recognized an additional provision of NPR 2,530,452 for accumulated leave liability in the current year. Being non-funded arrangement, total amount is booked as liability for bank. Moreover, leave encashment paid in excess of accumulated leave exceeding 90 days of Home Leave (HL) and 45 days of Sick Leave (SL) is also charged in profit and loss account.

Particulars	Current Year (Rs.)	Previous Year (Rs.)
Defined Benefit Obligations	6,403,335.00	4,439,108.00
Fair Value of Planned Assets	-	-
Net Liability	6,403,335.00	4,439,108.00

As per NFRS 16, Lease expense shall be recognized at the commencement date, a lessee shall recognize a right-of-use asset and a lease liability. At the commencement date, a lessee shall measure the lease liability at the present value of the lease payments that are not paid at that date. The lease payments shall be discounted using the interest rate implicit in the lease, if that rate can be readily determined. If that rate cannot be readily determined, the lessee shall use the lessee's incremental borrowing rate.

After the commencement date, a lessee shall measure the lease liability by:

- Increasing the carrying amount to reflect interest on the lease liability;
- Reducing the carrying amount to reflect the lease payments made; and
- Re-measuring the carrying amount to reflect any reassessment or lease modifications to reflect revised in-substance fixed lease payments;

Particulars	Current Year (Rs.)	Previous Year (Rs.)
Lease Liabilities		
Current	4,559,092	4,682,168
Non-Current	45,731,799	50,290,891
Total Lease Liability	50,290,891	54,973,059
Reconciliation of Right of Use (ROU) Asset		
ROU Asset as of 1 st Shrawan	50,152,974	43,788,587
Addition during the year	-	24,639,189
Depreciation	(7,055,954)	(7,025,714)
ROU Asset derecognized	(263,674)	(11,249,088)
Closing Balance	42,833,347	50,152,974
Reconciliation of Lease Liabilities		
Lease Liability as of 1 st Shrawan	54,973,059	47,148,569
Addition during the year	-	24,639,189
Interest	5,281,460	5,297,885
Lease Payments	(9,666,287)	(10,442,781)
Lease Liability derecognized	(297,341)	(11,669,803)
Closing Balance	50,290,891	54,973,059

Deferred Tax Asset/Liability

Tax effects of all the NFRS adjustment are created and reflected under deferred tax income or expenses. All the adjustments relating to current year are taxed in current period and all the prior year NFRS adjustments have been deferred.

Particulars	Deferred Tax Assets	Deferred Tax Liabilities	Net Deferred Tax Assets / (Liabilities)
Deferred tax on temporary differences on following items			
Investment Securities	183,350	-	(183,350)
Property and Equipment	1,401,143	-	(1,401,143)
Employees' Defined Benefit Plan	-	-	-
Lease Liabilities	-	-	-
Debentures	-	-	-
Other Temporary Differences	1,331,732	3,759,941	2,428,209
Deferred tax on temporary differences			843,716
Net Deferred Tax Asset (Liabilities) as on year-end of Ashad 2081			843,716
Deferred Tax (Asset)/ Liabilities as on Shrawan 01, 2080			1,816,355
Origination/(Reversal) during the year			(972,369)
Deferred Tax expense (income) recognized in profit or loss			(789,289)
Deferred Tax expense (income) recognized in OCI			(183,350)

h) Weighted Average Interest Rate Spread

The weighted average interest rate spread between Loan and Investment and Deposit Liabilities are shown as below;

Particulars	Annual Average %
Average Interest Rate of Loan and Investment	13.56%
Average Interest Rate of Deposit and Borrowing	9.03%
Average Interest Rate Spread	4.52%

i) Loans and Advances extended to Promoters:

The Bank has not extended any loans to promoters during the year.

j) Contingent Liabilities:

Contingent liabilities related details have been presented under Schedule 4.28.

k) Unpaid Dividend:

As on balance sheet date, there was no dividend payable pending for payment.

l) Interest Capitalization:

The Bank has not capitalized any interest during FY 2080-81.

m) Loan written off:

During the fiscal year following loans had been written off:

Borrower Name	Amount written off (Rs.)
Devi G.C.	579,526
Total	579,526

n) Subsidized Loan:

During the fiscal year the bank has provided subsidized loan to 314 customers as below:

Particulars	No. of customers	Amount (Rs.)
Commercial Agriculture	70	86,506,089
Dalit Entrepreneur	3	1,206,355
Women Entrepreneur	241	144,334,386
Total	314	232,046,830

o) Opening Retained Earning

No adjustments were done in opening retained earnings.

5.18. Interest Income

As per NAS 18 para 20 Revenue is recognized to the extent that it is probable that the economic benefits will flow to Bank and the revenue can be reliably measured. The cash interest income and AIR having overdue date less than 365 days are recognized as Interest Income. Similarly, the bank has complied with the Guideline issued by NRB “Guideline on Recognition of Interest Income, 2019” which was effective from 2021/2022.

Particulars	FY 2080-81	FY 2079-80
Total AIR on Asar end	40,147,265	37,833,426
AIR calculated but suspended to recognize in Interest Income	10,008,584	5,721,390
AIR recognized as income	30,138,681	32,112,036
Charge to PL	(1,973,355)	17,495,312

AIR transferred to regulatory reserve during the year is presented in table below. Total interest collection during the month of Shrawan amounting to Rs 7,989,933. As directed by NRB, Bank has deducted total interest collection after excluding 10,008,584 AIR of bad loan from total collection from AIR to be transferred to regulatory reserve during the year.

Particulars	Amount (Rs)
AIR booked as income during this fiscal year	40,147,265
Less: Interest of Bad Loan suspended	10,008,584
Less: Collection of interest During the month of Shrawan 2081	7,989,933
Net AIR reserve in regulatory reserve	22,148,748
Bonus	2,214,875
Tax	5,980,162
AIR to be transferred to Regulatory Reserve	13,953,711
AIR Transferred upto previous year	(16,245,781)
AIR to be transferred during this year	(2,292,070)

5.19. Additional disclosure on COVID relaxation related

The Bank has extended various COVID related relaxations in line with NRB Directions and the internal product paper. The outstanding and number of customers facilitated are as follows:

Loan Classification	31 st Ashar 2081		31 st Ashar 2080	
	No. of Customer	Amount	No. of Customer	Amount
List of additional working capital provided/renewed (10% and 20%) and more; also repayment, provision and expiry status. (as per unified directive 2/78 point no. 44-3)	-	-	-	-





नेपाल राष्ट्र बैंक
वित्तीय संस्था सुपरिवेक्षण विभाग

पत्रसंख्या : वि.सं.सु.वि./गैरस्थलगत/ग्रीन डेभलपमेन्ट/०८१/८२
च.नं. १८८

केन्द्रीय कार्यालय
बालुवाटार, काठमाडौं
फोन नं.: ०१-४४१२३०७
Site: www.nrb.org.np
Email: nrbfsd@nrb.org.np
पोष्ट बक्स: ७३

मिति : २०८१/०९/०७

श्री ग्रीन डेभलपमेन्ट बैंक लिमिटेड,
पोखरा, कास्की ।

विषय: लाभांश घोषणा/वितरण तथा वार्षिक वित्तीय विवरण प्रकाशन सम्बन्धमा ।

महाशय,
त्यस संस्थाले पेश गरेको आर्थिक वर्ष २०८०/८१ को लेखापरीक्षण भएको वित्तीय विवरण तथा अन्य प्रतिवेदनहरूका आधारमा गैरस्थलगत सुपरिवेक्षण गर्दा देखिएका कैफियतहरूका सम्बन्धमा देहाय बमोजिमका निर्देशनहरू शेरधनीहरूको जानकारीका लागि वार्षिक प्रतिवेदनको छुट्टै पानामा प्रकाशित गर्ने गरी संस्थाको आर्थिक वर्ष २०८०/८१ को लेखापरीक्षण भएको वार्षिक वित्तीय विवरण प्रकाशन गर्न सहमति प्रदान गरिएको व्यहोरा अनुरोध छ । साथै, संस्थाले प्रस्ताव गरे अनुसार आ.व.२०८०/८१ को नियमनकारी समायोजन पछिको वितरणयोग्य मुनाफा रु.३,७९,०१,७३४।- बाट शेरधनीहरूलाई संस्थाको २०८१ असार मसान्तमा कायम चुक्ता पुँजी रु.५३,८७,२२,०००।- को ५.७५ प्रतिशतले हुने रु.३,०९,७६,५१५।- बराबरको बोनस शेर र सोही चुक्ता पुँजीको ०.३०२७ प्रतिशतले हुने रु.१६,३०,७११।- बराबरको नगद लाभांश (बोनस शेरमा लाग्ने कर प्रयोजनका लागि) अन्य प्रचलित कानूनी व्यवस्थाको समेत पालना हुने गरी वार्षिक साधारण सभाबाट स्वीकृत भएको अवस्थामा मात्र वितरण गर्न स्वीकृति प्रदान गरिएको व्यहोरा समेत निर्णयानुसार अनुरोध गर्दछु ।


(क) कर्जा प्रवाह पश्चात अनिवार्य रूपमा कर्जा सदुपयोगिताको सुनिश्चितता गर्नुहुन ।

(ख) कर्जा स्वीकृत/नवीकरण गर्दा ऋणीको नियमित आयस्रोत, नगद प्रवाह तथा तिर्न सक्ने क्षमताको पर्याप्त र यथोचित विश्लेषण गर्नुहुन ।

(ग) सुचना प्रविधिमा कार्यरत जनशक्तिको क्षमता विकासको लागि समुचित तालिमको प्रवन्ध गर्नुहुन ।

(घ) कर्जा प्रवाह र व्यवस्थापन, ग्राहक पहिचान (KYC), संस्थागत सुशासन, अनुपालना, सञ्चालन जोखिम लगायतका विषयमा आन्तरिक लेखापरीक्षक, बाह्य लेखापरीक्षक तथा यस बैंकबाट औल्याएका कैफियतहरू पुनः नदोहोरिने व्यवस्था गर्नुहुन ।

भवदीय,


(अमृत बहादुर बुढाथोकी)
उप-निर्देशक

बोधार्थ:

१. श्री नेपाल राष्ट्र बैंक, बैंक तथा वित्तीय संस्था नियमन विभाग ।
२. श्री नेपाल राष्ट्र बैंक, वित्तीय संस्था सुपरिवेक्षण विभाग, कार्यान्वयन इकाई-२ ।

उपरोक्त सम्बन्धमा नेपाल राष्ट्र बैंक, वित्तिय संस्था सुपरिवेक्षण विभागको मिति २०८१/०९/०७ गतेको पत्रसंख्या वि.सं.सु.वि./गैरस्थलगत/ग्रीन डेभलपमेन्ट/०८१/८२ च.नं. १८८ बमोजिम बैंकको आ.व. २०८०/८१ को वार्षिक वित्तीय विवरण प्रकाशन गर्न स्विकृतपत्र प्रदान गर्नुभएकोमा विशेष धन्यवाद सहित आभार प्रकट गर्दछौं। उल्लेखित निदेशनहरूका सम्बन्धमा देहाय बमोजिम प्रष्ट पारिएको व्यहोरा जानकारीको लागि अनुरोध छ।

१. यस संस्थाबाट कर्जा प्रवाह पश्चात अनिवार्य रूपमा कर्जा सदुपयोगिता सुनिश्चितता गरी प्रवाहित कर्जाको नियमित रूपमा अनुगमन गर्ने कार्यलाई प्रभावकारी रूपमा कार्यान्वयन गरिनेछ।
२. कर्जा स्वीकृत/नवीकरण गर्दा ऋणीको नियमित आयस्रोत, नगद प्रवाह तथा तिर्न सक्ने क्षमताको विश्लेष एवं कर्जा सदुपयोगिताको सुनिश्चितता हुने एकिन गरिने व्यहोरा जानकारी गराउँदछौं।
३. सूचना प्रविधिमा कार्यरत जनशक्तिको क्षमता विकासको लागि समुचित तालिमको प्रबन्ध गरिनेछ।
४. कर्जा प्रवाह र व्यवस्थापन, ग्राहक पहिचान (KYC), संस्थागत सुशासन, अनुपालना, सञ्चालन जोखिम लगायतका विषयमा आन्तरिक लेखापरीक्षक, बाह्य लेखापरीक्षक औल्याएका कौफियतहरू समय सिमा भित्रै सुधार गरि पुनः नदोहे रिने गरि कार्य गरिने छ।

ग्रीन डेभलपमेन्ट बैंक लिमिटेडको

प्रबन्धपत्रमा गर्नुपर्ने प्रस्तावित थप तथा संसोधनहरूको विवरण

क्र.सं.	साविकको व्यवस्था	हाल गर्नु पर्ने संसोधन तथा थप गर्नुपर्ने व्यवस्था	कारण र औचित्य
१	दफा ६ (क) डेभलपमेन्ट बैंकको अधिकृत पूँजी रु. ५३,८७,२२,०००/- (अक्षरेपी त्रिपन्न करोड सतासी लाख बाईस हजार मात्र) हुने छ। सो पूँजीलाई प्रति शेयर रु.१००/- दरका ५३,८७,२२० (त्रिपन्न लाख सतासी हजार दुई सय बीस) थान साधारण शेयरमा विभाजन गरिएको छ।	दफा ६ (क) डेभलपमेन्ट बैंकको अधिकृत पूँजी रु. ५६,९६,९८,५००/- (अक्षरेपी छपन्न करोड छयानब्बे लाख अन्ठाउन्न हजार पाँच सय मात्र) हुने छ। सो पूँजीलाई प्रति शेयर रु.१००/- दरका ५६,९६,९८५ (छपन्न लाख छयानब्बे हजार नौ सय पचासी) थान साधारण शेयरमा विभाजन गरिएको छ।	बाह्रौं वार्षिक साधारण सभाबाट पारित भई बोनस शेयर वितरण गरेपश्चात चुक्ता पूँजी रु. ५६,९६,९८,५००/- (अक्षरेपी छपन्न करोड छयानब्बे लाख अन्ठाउन्न हजार पाँच सय मात्र) पुग्ने र सोहि बमोजिम अधिकृत, जारी र चुक्ता पूँजी बृद्धि गर्नुपर्ने भएकोले।
२	दफा ६ (ख) डेभलपमेन्ट बैंकको जारी पूँजी रु. ५३,८७,२२,०००/- (अक्षरेपी त्रिपन्न करोड सतासी लाख बाईस हजार मात्र) हुने छ। सो पूँजीलाई प्रति शेयर रु.१००/- दरका ५३,८७,२२० (त्रिपन्न लाख सतासी हजार दुई सय बीस) थान साधारण शेयरमा विभाजन गरिएको छ।	दफा ६ (ख) डेभलपमेन्ट बैंकको जारी पूँजी रु. ५६,९६,९८,५००/- (अक्षरेपी छपन्न करोड छयानब्बे लाख अन्ठाउन्न हजार पाँच सय मात्र) हुने छ। सो पूँजीलाई प्रति शेयर रु.१००/- दरका ५६,९६,९८५ (छपन्न लाख छयानब्बे हजार नौ सय पचासी) थान साधारण शेयरमा विभाजन गरिएको छ।	
३	दफा ६ (ग) डेभलपमेन्ट बैंकको चुक्ता पूँजी रु. ५३,८७,२२,०००/- (अक्षरेपी त्रिपन्न करोड सतासी लाख बाईस हजार मात्र) हुने छ। सो पूँजीलाई प्रति शेयर रु.१००/- दरका ५३,८७,२२० (त्रिपन्न लाख सतासी हजार दुई सय बीस) थान साधारण शेयरमा विभाजन गरिएको छ।	दफा ६ (ग) डेभलपमेन्ट बैंकको चुक्ता पूँजी रु. ५६,९६,९८,५००/- (अक्षरेपी छपन्न करोड छयानब्बे लाख अन्ठाउन्न हजार पाँच सय मात्र) हुने छ। सो पूँजीलाई प्रति शेयर रु.१००/- दरका ५६,९६,९८५ (छपन्न लाख छयानब्बे हजार नौ सय पचासी) थान साधारण शेयरमा विभाजन गरिएको छ।	

Details of Top 25 Promoter Shareholders

S.N.	Name of Promoter Shareholder	Total Kitta	% Holding
1	Deep Shankar Shrestha	749,313.00	13.91%
2	Ganesh Kumar Shrestha	247,272.00	4.59%
3	Krishna Shankar Shrestha	187,327.00	3.48%
4	Prayash Narayan Bhari	149,862.00	2.78%
5	Dila Ram Kharel	69,246.00	1.29%
6	Keshar Kumar Giri	68,531.00	1.27%
7	Rajan Giri	66,608.00	1.24%
8	Mitra Lal Gautam	49,960.00	0.93%
9	Indrajit Chhantyal	49,953.00	0.93%
10	Pradeep Ghimire Sharma	49,953.00	0.93%
11	Prakash Kumar Shrestha	49,953.00	0.93%
12	Shyam Prasad Shrestha	49,953.00	0.93%
13	Birat Kumar Shrestha	38,254.00	0.71%
14	Krishna Sharma	34,968.00	0.65%
15	Manmohan Shrestha	29,972.00	0.56%
16	Shiva Lal Giri	24,979.00	0.46%
17	Babu Ram Kharel	24,978.00	0.46%
18	Bijaya Karki	24,977.00	0.46%
19	Gopi Lal Shrestha	24,977.00	0.46%
20	Manobigyan Shrestha	24,977.00	0.46%
21	Nabin Napit	24,977.00	0.46%
22	Pawan Kumar Shrestha	24,977.00	0.46%
23	Ramjee Prasad Pokharel	24,977.00	0.46%
24	Sandeep Dhungana	24,977.00	0.46%
25	Shovita Ojha Shrestha	24,977.00	0.46%

व्यवस्थापन समूह



हरि बहादुर बुढाथोकी
प्रमुख कार्यकारी अधिकृत/कम्पनी सचिव



संयुक्त ब. धारवा
प्रमुख-कर्जा विभाग



दुर्गा प्रसाद श्रेष्ठ
प्रमुख वित्त तथा योजना



रमेश बजरा
प्रमुख जोखिम तथा अनुपालना विभाग



अनुप के.सी.
प्रमुख-मानव संसाधन विभाग



लाल ब. क्षेत्री
प्रमुख सूचना प्रविधि



सुर्य ब. जि.सी.
प्रमुख कर्जा प्रशासन विभाग



सुन्दर पौडेल
इन्चार्ज-ए.एम.एल इकाई



दिपेश सैजू
इन्चार्ज-लेखा तथा कोष व्यवस्थापन

क्षेत्रीय/शाखा प्रमुखहरू



हरि अधिकारी
क्षेत्रीय प्रमुख



घुव राज बराल
छोरेपाठन शाखा



पदम लाल अधिकारी
पोखरा शाखा



सुदिप न्यौपाने
दमौली शाखा



मान बहादुर शाही
बुद्धचोक शाखा



जगन्नाथ लामिछाने
बागमारा शाखा



रमेश राज के.सी.
बागलुङ बसपार्क शाखा



दिनेश बराल
शितलादेवी शाखा



अमृत कुमार श्रेष्ठ
बेनी शाखा



विरेन्द्र न्यौपाने
तालचोक शाखा



हेम राज शर्मा
बागलुङ शाखा



धर्मराज बस्वाल
कावासोती शाखा



जीवन भुषाल
दलदले शाखा



युवराज शाही
गैडाकोट शाखा



प्रवेश पौडेल
बजार शाखा



यूराज पुन
दरवाङ शाखा

ग्रीन डेभलपमेन्ट बैंकको १२औं वार्षिकोत्सवको अवसरमा नयाँ बचत सुविधा



ग्रीन समृद्धि बचत

विशेषता:

- न्यूनतम रु. १००/- मा खाता खोल्न सकिने
- दैनिक मौज्दातमा उच्चतम व्याज दर
- मासिक व्याज भुक्तानी
- Mobile Banking सुविधा
- लकर सुविधामा ७५% छुट
- Instant ATM



(नेपाल राष्ट्र बैंकबाट 'ख' वर्ग (५ जिल्लास्तर) को इजाजतपत्र प्राप्त वित्तीय संस्था)

केन्द्रीय कार्यालय

पोखरा-८, न्यूरोड, कास्की
फोन नं.: ०६१-५८३६३४
Email: info@greenbank.com.np

पोखरा शाखा

पोखरा-८, न्यूरोड, कास्की
फोन नं.: ०६१-५८३५९०
Email: pokharabranch@greenbank.com.np

तालचोक शाखा

पोखरा-२७, तालचोक, कास्की
फोन नं.: ०६१-५६४९९१, ५६४९९२
Email: talchowkbranch@greenbank.com.np

छोरेपाटन शाखा

पोखरा-१७, छोरेपाटन, कास्की
फोन नं.: ०६१-४५७८३८, ४५७८३९
Email: chhorepatanbranch@greenbank.com.np

कावासोती शाखा

कावासोती-२, कावासोती, नवलपुर
फोन नं.: ०७८-५४९९२२, ५४९९२३
Email: kawasotibranch@greenbank.com.np

दमौली शाखा

व्यास-२, सफासडक, तनहुँ
फोन नं.: ०६५-५२०३३८
Email: damaulibranch@greenbank.com.np

बागलुङ शाखा

बागलुङ-२ हरिशंकर रोड बागलुङ
फोन नं.: ०६८-५२२८६५, ५२२८६६
Email: baglungbranch@greenbank.com.np

बागलुङ बसपार्क शाखा

पोखरा-२, बागलुङ बसपार्क, कास्की
फोन नं.: ०६१-५७७८०६, ५७७८०७
Email: baglungbusparkbranch@greenbank.com.np

बागमारा शाखा

पोखरा-३३, बागमारा, कास्की
फोन नं.: ०६१-५२९४४८
Email: bagmarabranch@greenbank.com.np

शितलादेवी शाखा

पोखरा-१२, शितलादेवी, कास्की
फोन नं.: ०६१-५५२४६१, ५५२४६३
Email: sitaladevibranch@greenbank.com.np

दलदले शाखा

देवचुली-१३, दलदले, नवलपुर
फोन नं.: ०७८-५७५९७०
Email: daldalebranch@greenbank.com.np

बेनी शाखा

बेनी-७, म्याग्दी
फोन नं.: ०६९-५२९०९३, ५२९०९४
Email: benibranch@greenbank.com.np

बुद्धचोक शाखा

पोखरा-१०, बुद्धचोक, कास्की
फोन नं.: ०६१-४३३५८०
Email: buddhachowkbranch@greenbank.com.np

दरबाङ शाखा

मालिका-६, दरबाङ, म्याग्दी
फोन नं.: ०६९-४२०९०७
Email: info@greenbank.com.np

गैडाकोट शाखा

गैडाकोट-५, गैडाकोट, नवलपुर
फोन नं.: ०७८-५०९०६६
Email: gaindakotbranch@greenbank.com.np

बगर शाखा

पोखरा-१, बगर, कास्की
फोन नं.: ०६१-५२०६२०/५२०६२१
Email: bagarbranch@greenbank.com.np